

Friday	Saturday	Sunday	Monday	Tuesday
87° 64°	77° 62°	86° 71°	87° 70°	82° 64°
Breezy with some sun; a p.m. t-storm	Sunny intervals with a shower or t-storm	Partly sunny, a t-storm; warm and humid	Clouds and sun, a t-storm; warm and humid	Mostly cloudy with a humid with a t-storm

ALMANAC

Sidney data is 7 a.m. Wednesday to 7 a.m. Thursday

Temperature

Wednesday high/low	88°/64°
Normal high/low	79°/56°
Record high	91° in 1999
Record low	41° in 1988

Precipitation

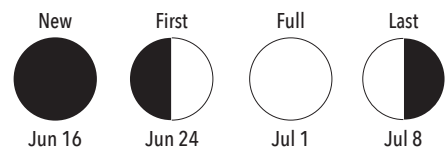
Wednesday	0.00"
Month to date (normal)	0.81" (1.33")
Year to date (normal)	16.86" (17.08")

Source: The Sidney Wastewater Treatment Plant, official weather reporting station for Shelby County. For current daytime conditions, low/high temperatures, go to AccuWeather.com.

UV INDEX Shows the highest value of the day.

Friday	7, High
--------	---------

SUN AND MOON

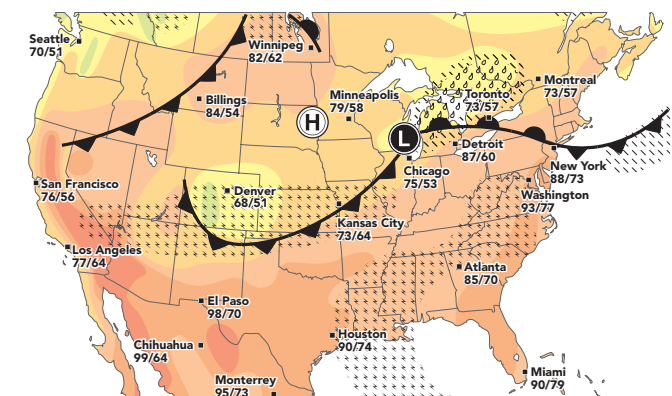


	Sunrise	Sunset
Friday	6:06 a.m.	9:07 p.m.
Saturday	6:06 a.m.	9:07 p.m.
Sunday	6:06 a.m.	9:08 p.m.
Monday	6:06 a.m.	9:08 p.m.
Tuesday	6:06 a.m.	9:08 p.m.
Wednesday	6:06 a.m.	9:09 p.m.
Thursday	6:07 a.m.	9:09 p.m.

Forecasts and graphics provided by **AccuWeather, Inc.** ©2015

Shown are today's noon positions of weather systems and precipitation. Temperature bands are highs for the day.

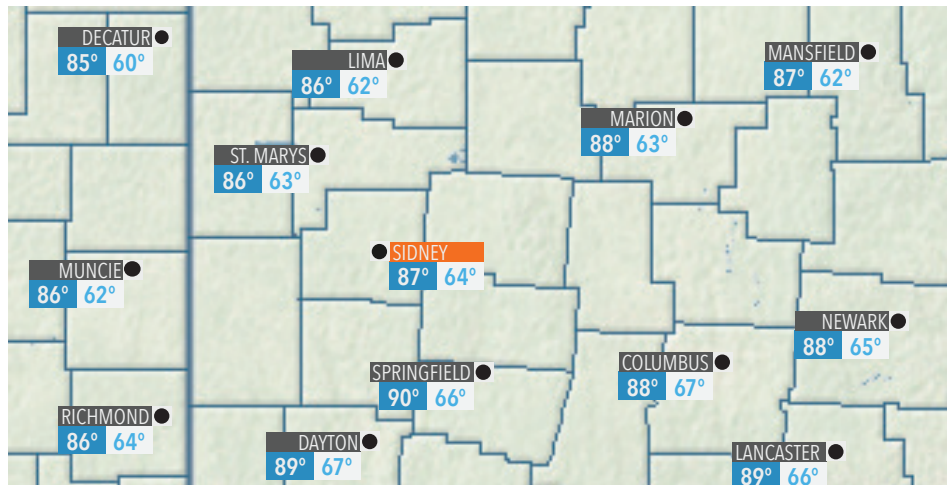
NATIONAL FORECAST



-10s	50s
-0s	60s
0s	70s
10s	80s
20s	90s
30s	100s
40s	110s

Flurries	Snow	Ice
Cold front	Warm front	Stationary front

REGIONAL FORECAST



City	Friday			Saturday		
	Hi	Lo	W	Hi	Lo	W
Akron	89	65		76	61	
Alliance	89	65		76	61	
Ashtabula	86	58		72	56	
Athens	90	68		79	62	
Bellefontaine	86	62		74	61	
Bowling Green	88	62		75	60	
Cambridge	89	68		77	60	
Chillicothe	91	67		78	64	
Cincinnati	89	69		81	69	
Cleveland	88	61		70	60	
Columbus	88	67		78	65	
Coshocton	89	68		77	59	
Defiance	86	60		75	61	
Findlay	88	63		76	62	
Fostoria	88	62		76	60	

City	Friday			Saturday		
	Hi	Lo	W	Hi	Lo	W
Gallipolis	91	69		82	64	
Lancaster	89	66		79	64	
Lima	86	62		75	62	
Mansfield	87	62		74	60	
Marietta	88	67		79	62	
Marion	88	63		75	61	
Mount Vernon	87	65		75	63	
New Philadelphia	89	68		77	59	
Newark	88	65		77	63	
Portsmouth	91	70		82	65	
Sandusky	87	63		74	60	
Toledo	87	59		74	57	
Troy	88	65		79	65	
Xenia	89	67		79	64	
Youngstown	88	64		73	58	

NATIONAL FORECAST

City	Friday			Saturday		
	Hi	Lo	W	Hi	Lo	W
Atlanta	85	70		89	72	
Boston	82	65		79	59	
Chicago	75	53		70	60	
Dallas	91	72		88	71	
Denver	68	51		79	53	
Houston	90	74		83	74	
Los Angeles	77	64		78	63	
Miami	90	79		89	79	

City	Friday			Saturday		
	Hi	Lo	W	Hi	Lo	W
Minneapolis	79	58		75	64	
New York City	88	73		88	66	
Philadelphia	95	75		90	67	
Phoenix	103	80		104	81	
St. Louis	87	70		86	75	
San Francisco	76	56		74	54	
Seattle	70	51		73	52	
Washington, DC	93	77		91	69	