

Saturday	Sunday	Monday	Tuesday	Wednesday
83° 70° 	86° 67° 	85° 69° 	84° 64° 	84° 67°
Warmer with a shower and t-storm around	Mostly cloudy, a shower and t-storm around	A shower and t-storm around in the p.m.	Partly sunny, a shower and t-storm around	Periods of sun with a shower or t-storm

ALMANAC

Sidney data is 7 a.m. Thursday to 7 a.m. Friday

Temperature

Thursday high/low	85°/67°
Normal high/low	81°/58°
Record high	97° in 1994
Record low	46° in 1999

Precipitation

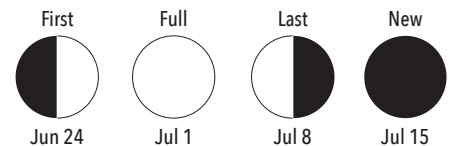
Thursday	0.32"
Month to date (normal)	4.61" (2.39")
Year to date (normal)	20.66" (18.14")

Source: The Sidney Wastewater Treatment Plant, official weather reporting station for Shelby County. For current daytime conditions, low/high temperatures, go to AccuWeather.com.

UV INDEX Shows the highest value of the day.

Saturday	5, Moderate
----------	-------------

SUN AND MOON

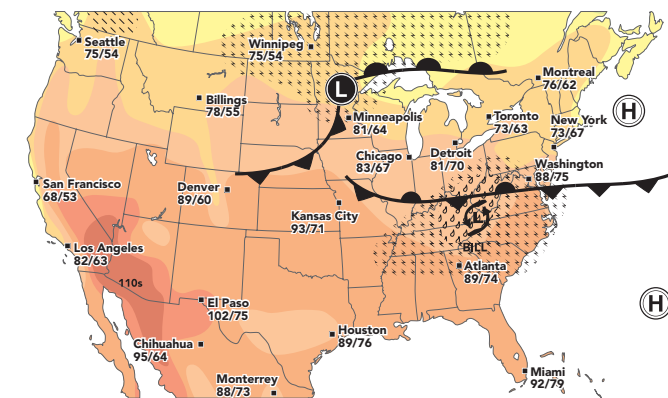


	Sunrise	Sunset
Saturday	6:07 a.m.	9:10 p.m.
Sunday	6:07 a.m.	9:10 p.m.
Monday	6:07 a.m.	9:10 p.m.
Tuesday	6:07 a.m.	9:10 p.m.
Wednesday	6:08 a.m.	9:10 p.m.
Thursday	6:08 a.m.	9:10 p.m.
Friday	6:08 a.m.	9:11 p.m.

Forecasts and graphics provided by **AccuWeather, Inc.** ©2015

Shown are today's noon positions of weather systems and precipitation. Temperature bands are highs for the day.

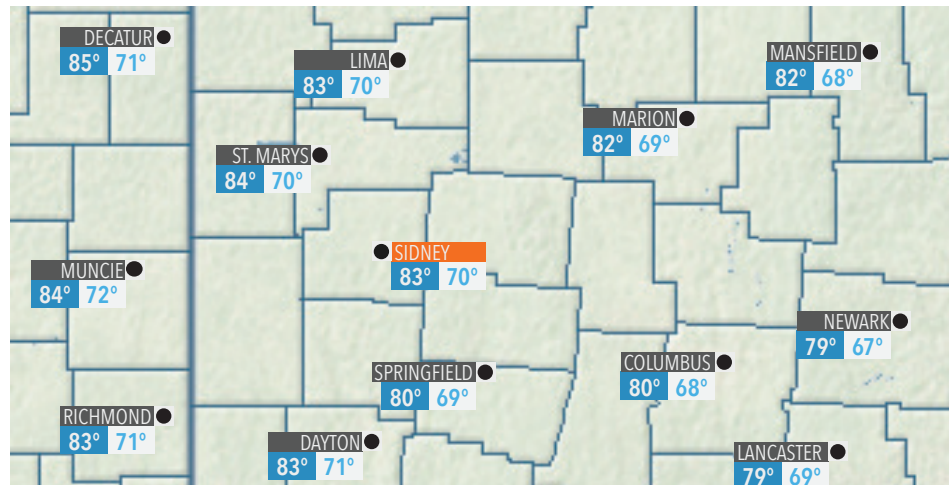
NATIONAL FORECAST



	-10s		50s
	-0s		60s
	0s		70s
	10s		80s
	20s		90s
	30s		100s
	40s		110s

	Shows		T-storms		Rain
	Flurries		Snow		Ice
	Cold front		Warm front		Stationary front

REGIONAL FORECAST



City	Saturday			Sunday		
	Hi	Lo	W	Hi	Lo	W
Akron	83	69		84	65	
Alliance	82	69		84	66	
Ashtabula	80	68		81	60	
Athens	79	68		84	66	
Bellefontaine	80	68		83	61	
Bowling Green	84	70		87	66	
Cambridge	80	68		86	67	
Chillicothe	82	68		90	68	
Cincinnati	80	69		87	65	
Cleveland	82	69		83	64	
Columbus	80	68		85	63	
Coshocton	81	68		87	68	
Defiance	85	71		86	62	
Findlay	85	71		87	63	
Fostoria	84	70		87	66	

City	Saturday			Sunday		
	Hi	Lo	W	Hi	Lo	W
Gallipolis	79	69		87	69	
Lancaster	79	69		84	63	
Lima	83	70		85	62	
Mansfield	82	68		83	63	
Marietta	79	67		84	65	
Marion	82	69		84	62	
Mount Vernon	80	68		83	63	
New Philadelphia	83	69		87	69	
Newark	79	67		85	62	
Portsmouth	80	70		89	71	
Sandusky	83	70		85	68	
Toledo	83	69		85	61	
Troy	81	70		87	68	
Xenia	80	69		86	67	
Youngstown	79	67		82	61	

NATIONAL FORECAST

City	Saturday			Sunday		
	Hi	Lo	W	Hi	Lo	W
Atlanta	89	74		91	76	
Boston	71	59		73	65	
Chicago	83	67		81	65	
Dallas	90	74		89	74	
Denver	89	60		93	59	
Houston	89	76		91	75	
Los Angeles	82	63		82	63	
Miami	92	79		92	79	

City	Saturday			Sunday		
	Hi	Lo	W	Hi	Lo	W
Minneapolis	81	64		83	64	
New York City	73	67		80	74	
Philadelphia	83	72		88	76	
Phoenix	112	84		110	85	
St. Louis	90	78		92	75	
San Francisco	68	53		66	54	
Seattle	75	54		78	56	
Washington, DC	88	75		92	77	