

<b>Friday</b> 76° 63°  Clouds and sun with a shower or t-storm	<b>Saturday</b> 82° 66°  Mostly cloudy, a t-storm in spots; humid	<b>Sunday</b> 81° 69°  Partly sunny and humid with a thunderstorm	<b>Monday</b> 84° 68°  Mostly cloudy, a shower and t-storm around	<b>Tuesday</b> 84° 67°  Mostly cloudy, a shower and t-storm around
---	--	--	--	---

**ALMANAC**

Sidney data is 7 a.m. Wednesday to 7 a.m. Thursday

**Temperature**

Wednesday high/low	72°/62°
Normal high/low	83°/61°
Record high	101° in 1988
Record low	47° in 1984

**Precipitation**

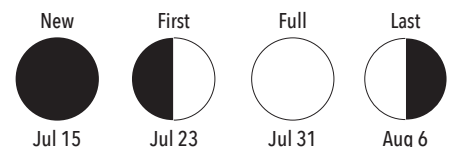
Wednesday	0.32"
Month to date (normal)	0.65" (0.98")
Year to date (normal)	25.09" (20.71")

Source: The Sidney Wastewater Treatment Plant, official weather reporting station for Shelby County. For current daytime conditions, low/high temperatures, go to [AccuWeather.com](http://AccuWeather.com).

**UV INDEX** Shows the highest value of the day.

Friday	5, Moderate
--------	-------------

**SUN AND MOON**

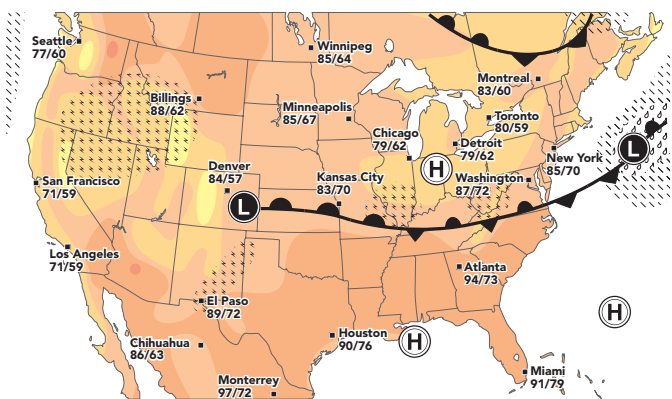


	Sunrise	Sunset
Friday	6:16 a.m.	9:08 p.m.
Saturday	6:16 a.m.	9:08 p.m.
Sunday	6:17 a.m.	9:07 p.m.
Monday	6:18 a.m.	9:07 p.m.
Tuesday	6:19 a.m.	9:06 p.m.
Wednesday	6:19 a.m.	9:06 p.m.
Thursday	6:20 a.m.	9:05 p.m.

Forecasts and graphics provided by **AccuWeather, Inc.** ©2015

Shown are today's noon positions of weather systems and precipitation. Temperature bands are highs for the day.

**NATIONAL FORECAST**

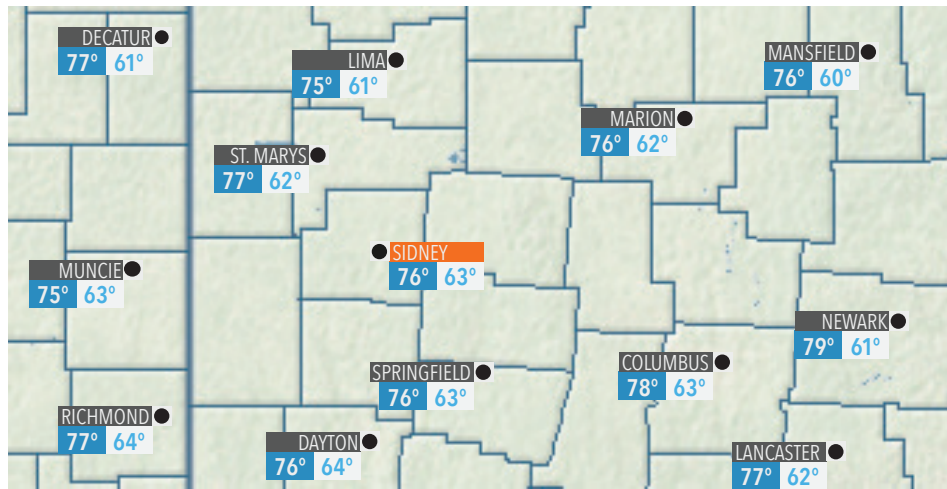


-10s	50s
-0s	60s
0s	70s
10s	80s
20s	90s
30s	100s
40s	110s

Shows	T-storms	Rain
Flurries	Snow	Ice
Cold front	Warm front	Stationary front

**REGIONAL FORECAST**



City	Friday			Saturday		
	Hi	Lo	W	Hi	Lo	W
Akron	78	60		82	61	
Alliance	79	57		83	61	
Ashtabula	75	55		79	57	
Athens	78	62		83	62	
Bellefontaine	73	60		78	63	
Bowling Green	78	60		82	65	
Cambridge	79	59		83	59	
Chillicothe	79	63		85	62	
Cincinnati	79	65		82	68	
Cleveland	76	60		80	62	
Columbus	78	63		81	62	
Coshocton	79	59		83	60	
Defiance	78	61		82	67	
Findlay	77	62		82	66	
Fostoria	79	60		83	65	

City	Friday			Saturday		
	Hi	Lo	W	Hi	Lo	W
Gallipolis	81	64		84	64	
Lancaster	77	62		81	60	
Lima	75	61		80	66	
Mansfield	76	60		81	60	
Marietta	78	61		82	61	
Marion	76	62		81	63	
Mount Vernon	76	60		80	59	
New Philadelphia	79	58		84	62	
Newark	79	61		82	59	
Portsmouth	81	66		84	66	
Sandusky	76	61		80	66	
Toledo	77	58		81	63	
Troy	77	65		83	68	
Xenia	77	65		83	67	
Youngstown	76	56		80	57	

**NATIONAL FORECAST**

City	Friday			Saturday		
	Hi	Lo	W	Hi	Lo	W
Atlanta	94	73		93	74	
Boston	78	66		86	68	
Chicago	79	62		80	68	
Dallas	94	76		95	78	
Denver	84	57		88	58	
Houston	90	76		92	75	
Los Angeles	71	59		75	59	
Miami	91	79		91	77	

City	Friday			Saturday		
	Hi	Lo	W	Hi	Lo	W
Minneapolis	85	67		80	69	
New York City	85	70		86	72	
Philadelphia	87	70		88	71	
Phoenix	99	79		103	82	
St. Louis	82	72		93	76	
San Francisco	71	59		71	59	
Seattle	77	60		74	59	
Washington, DC	87	72		87	70	