

Saturday 80° 59° Times of clouds and sun	Sunday 84° 63° Mostly sunny	Monday 86° 69° Sunny and nice	Tuesday 78° 64° A shower and t-storm around; not as warm	Wednesday 79° 66° Periods of clouds and sun
---	--	--	---	--

ALMANAC

Sidney data is 7 a.m. Thursday to 7 a.m. Friday

Temperature

Thursday high/low	77°/60°
Normal high/low	82°/60°
Record high	93° in 2012
Record low	48° in 1988

Precipitation


Thursday	0.00"
Month to date (normal)	0.00" (0.24")
Year to date (normal)	24.44" (19.97")

Source: The Sidney Wastewater Treatment Plant, official weather reporting station for Shelby County. For current daytime conditions, low/high temperatures, go to AccuWeather.com.

UV INDEX Shows the highest value of the day.

Saturday	8, Very High
----------	--------------

SUN AND MOON

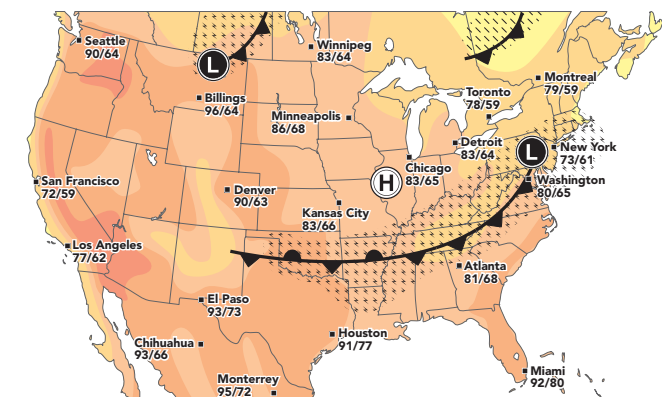


	Sunrise	Sunset
Saturday	6:12 a.m.	9:10 p.m.
Sunday	6:13 a.m.	9:10 p.m.
Monday	6:13 a.m.	9:09 p.m.
Tuesday	6:14 a.m.	9:09 p.m.
Wednesday	6:14 a.m.	9:09 p.m.
Thursday	6:15 a.m.	9:08 p.m.
Friday	6:16 a.m.	9:08 p.m.

Forecasts and graphics provided by **AccuWeather, Inc.** ©2015

Shown are today's noon positions of weather systems and precipitation. Temperature bands are highs for the day.

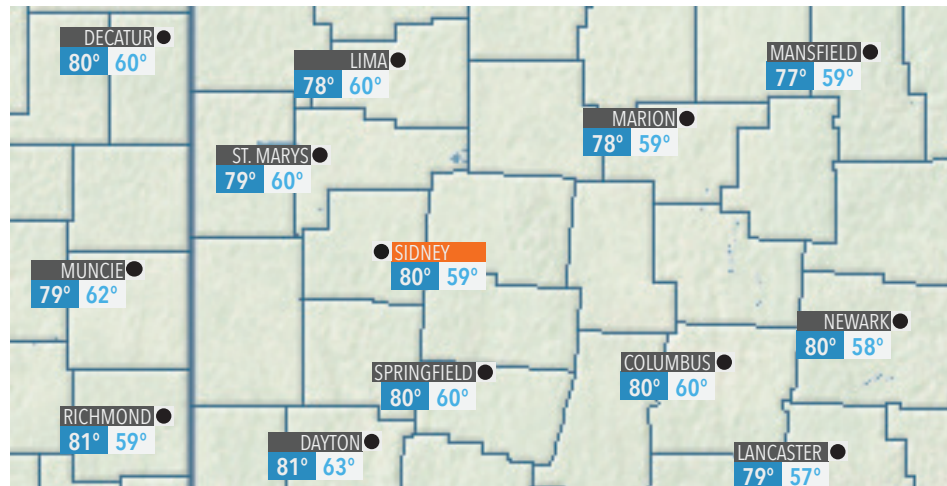
NATIONAL FORECAST



	-10s		50s
	-0s		60s
	0s		70s
	10s		80s
	20s		90s
	30s		100s
	40s		110s

Showers	T-storms	Rain
Flurries	Snow	Ice
Cold front	Warm front	Stationary front

REGIONAL FORECAST



City	Saturday			Sunday		
	Hi	Lo	W	Hi	Lo	W
Akron	78	59		83	64	
Alliance	79	56		84	62	
Ashtabula	75	56		79	60	
Athens	80	57		83	60	
Bellefontaine	77	58		80	60	
Bowling Green	81	60		84	63	
Cambridge	80	57		84	62	
Chillicothe	82	57		85	62	
Cincinnati	81	61		85	62	
Cleveland	76	61		81	65	
Columbus	80	60		82	62	
Coshocton	81	56		84	64	
Defiance	82	61		85	64	
Findlay	81	62		84	65	
Fostoria	81	59		84	63	

City	Saturday			Sunday		
	Hi	Lo	W	Hi	Lo	W
Gallipolis	80	60		83	64	
Lancaster	79	57		82	61	
Lima	78	60		82	63	
Mansfield	77	59		83	62	
Marietta	79	59		82	63	
Marion	78	59		83	62	
Mount Vernon	79	58		82	61	
New Philadelphia	81	58		85	64	
Newark	80	58		82	62	
Portsmouth	81	61		84	64	
Sandusky	77	61		81	65	
Toledo	81	60		83	62	
Troy	81	60		85	63	
Xenia	81	59		84	62	
Youngstown	76	55		81	60	

NATIONAL FORECAST

City	Saturday			Sunday		
	Hi	Lo	W	Hi	Lo	W
Atlanta	81	68		80	66	
Boston	72	57		78	64	
Chicago	83	65		84	66	
Dallas	94	77		94	78	
Denver	90	63		89	58	
Houston	91	77		93	79	
Los Angeles	77	62		76	62	
Miami	92	80		93	81	
Minneapolis	86	68		87	67	
New York City	73	61		81	67	
Philadelphia	74	62		84	68	
Phoenix	104	87		102	86	
St. Louis	84	69		88	72	
San Francisco	72	59		70	58	
Seattle	90	64		94	65	
Washington, DC	80	65		83	70	