

Saturday 92° 74° Partly sunny, hot and very humid	Sunday 88° 68° Strong p.m. t-storms; otherwise, some sun	Monday 84° 64° A morning t-storm; periods of sun, humid	Tuesday 84° 65° Humid with partial sunshine	Wednesday 83° 63° Partly sunny, a shower possible; humid
--	---	--	--	---

ALMANAC

Sidney data is 7 a.m. Thursday to 7 a.m. Friday

Temperature

Thursday high/low	80°/53°
Normal high/low	84°/62°
Record high	101° in 1988
Record low	53° in 2015

Precipitation

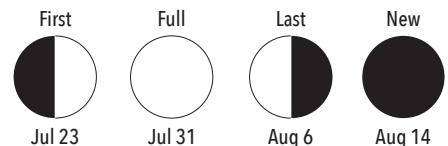
Thursday	0.00"
Month to date (normal)	2.60" (1.95")
Year to date (normal)	27.04" (21.68")

Source: The Sidney Wastewater Treatment Plant, official weather reporting station for Shelby County. For current daytime conditions, low/high temperatures, go to AccuWeather.com.

UV INDEX Shows the highest value of the day.

Saturday	8, Very High
----------	--------------

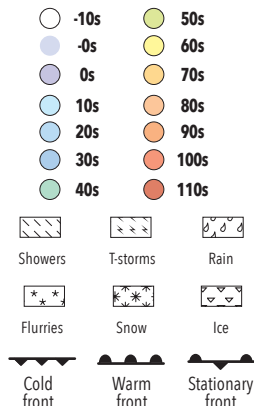
SUN AND MOON



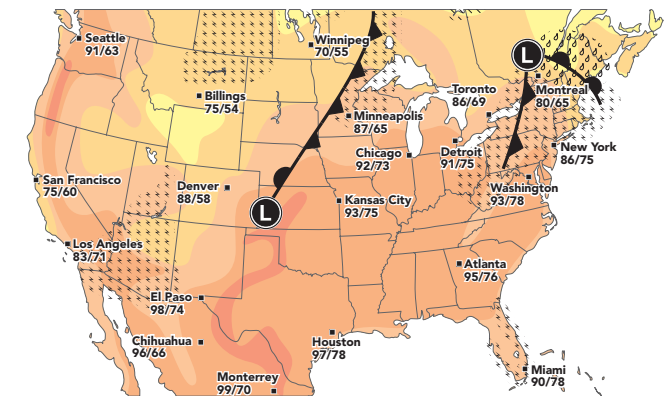
	Sunrise	Sunset
Saturday	6:22 a.m.	9:04 p.m.
Sunday	6:22 a.m.	9:03 p.m.
Monday	6:23 a.m.	9:02 p.m.
Tuesday	6:24 a.m.	9:02 p.m.
Wednesday	6:25 a.m.	9:01 p.m.
Thursday	6:26 a.m.	9:00 p.m.
Friday	6:27 a.m.	8:59 p.m.

Forecasts and graphics provided by **AccuWeather, Inc.** ©2015

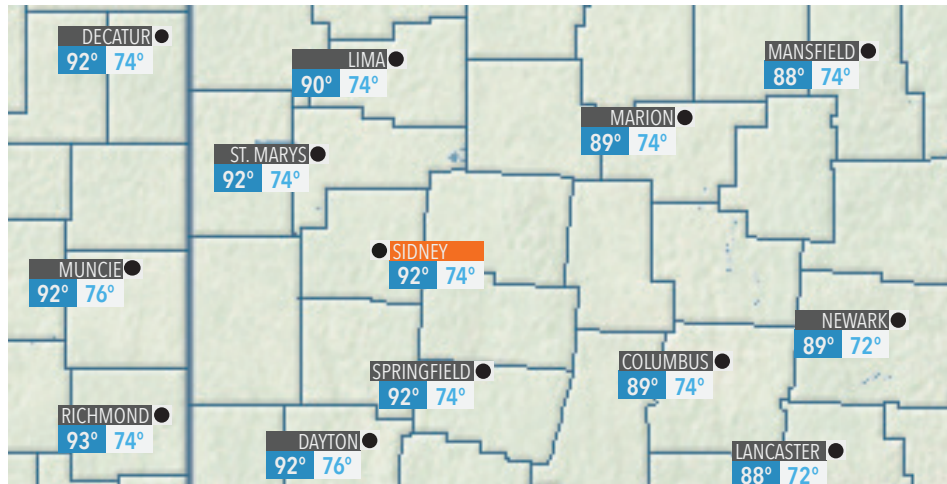
Shown are today's noon positions of weather systems and precipitation. Temperature bands are highs for the day.



NATIONAL FORECAST



REGIONAL FORECAST



City	Saturday			Sunday		
	Hi	Lo	W	Hi	Lo	W
Akron	90	74		90	67	
Alliance	90	72		90	69	
Ashtabula	88	71		89	65	
Athens	89	72		90	70	
Bellefontaine	88	72		85	64	
Bowling Green	92	75		89	65	
Cambridge	89	73		90	70	
Chillicothe	92	73		91	71	
Cincinnati	93	75		91	70	
Cleveland	89	74		90	68	
Columbus	89	74		89	68	
Coshocton	90	73		89	69	
Defiance	92	75		87	64	
Findlay	92	76		88	65	
Fostoria	92	75		89	66	

City	Saturday			Sunday		
	Hi	Lo	W	Hi	Lo	W
Gallipolis	91	73		91	72	
Lancaster	88	72		89	68	
Lima	90	74		87	64	
Mansfield	88	74		88	65	
Marietta	89	74		90	72	
Marion	89	74		88	66	
Mount Vernon	88	73		88	66	
New Philadelphia	89	73		89	69	
Newark	89	72		90	67	
Portsmouth	92	74		92	72	
Sandusky	87	75		87	68	
Toledo	90	74		87	62	
Troy	93	76		89	70	
Xenia	92	75		88	69	
Youngstown	88	70		89	66	

NATIONAL FORECAST

City	Saturday			Sunday		
	Hi	Lo	W	Hi	Lo	W
Atlanta	95	76		94	77	
Boston	80	69		86	71	
Chicago	92	73		83	64	
Dallas	98	80		99	82	
Denver	88	58		82	58	
Houston	97	78		97	78	
Los Angeles	83	71		86	71	
Miami	90	78		89	77	
Minneapolis	87	65		84	66	
New York City	86	75		90	78	
Philadelphia	88	75		95	79	
Phoenix	93	78		96	84	
St. Louis	97	79		94	71	
San Francisco	75	60		78	64	
Seattle	91	63		91	62	
Washington, DC	93	78		97	80	