

Thursday	Friday	Saturday	Sunday	Monday
79° 67°	87° 73°	89° 73°	90° 72°	85° 70°
Sunny to partly cloudy	Partly sunny with a thunderstorm in spots	Very warm and humid with clouds and sun	Partly sunny, very warm and humid	Some sun with a shower and t-storm around

ALMANAC

Sidney data is 7 a.m. Tuesday to 7 a.m. Wednesday

Temperature

Tuesday high/low	84°/65°
Normal high/low	84°/61°
Record high	94° in 1981
Record low	51° in 2009

Precipitation

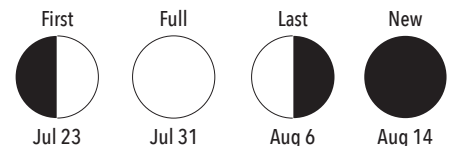
Tuesday	0.45"
Month to date (normal)	2.60" (1.71")
Year to date (normal)	27.04" (21.44")

Source: The Sidney Wastewater Treatment Plant, official weather reporting station for Shelby County. For current daytime conditions, low/high temperatures, go to AccuWeather.com.

UV INDEX Shows the highest value of the day.

Thursday	8, Very High
----------	--------------

SUN AND MOON

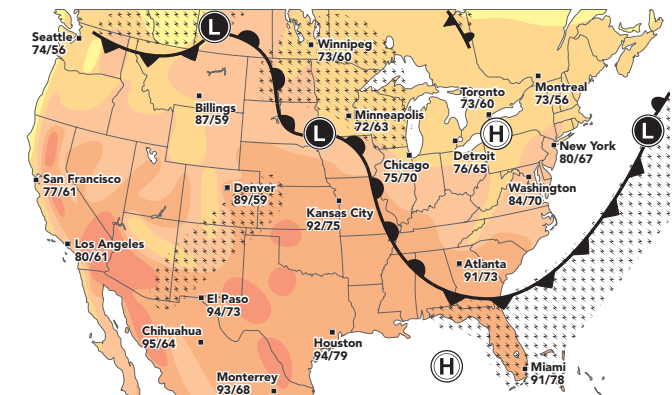


	Sunrise	Sunset
Thursday	6:20 a.m.	9:05 p.m.
Friday	6:21 a.m.	9:04 p.m.
Saturday	6:22 a.m.	9:04 p.m.
Sunday	6:22 a.m.	9:03 p.m.
Monday	6:23 a.m.	9:02 p.m.
Tuesday	6:24 a.m.	9:02 p.m.
Wednesday	6:25 a.m.	9:01 p.m.

Forecasts and graphics provided by **AccuWeather, Inc.** ©2015

Shown are today's noon positions of weather systems and precipitation. Temperature bands are highs for the day.

NATIONAL FORECAST

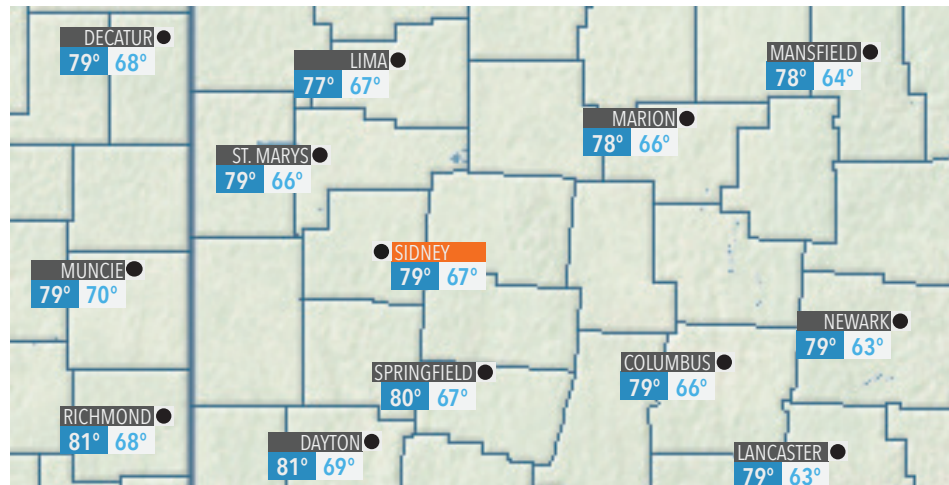


	-10s		50s
	-0s		60s
	0s		70s
	10s		80s
	20s		90s
	30s		100s
	40s		110s

Showers	T-storms	Rain
Flurries	Snow	Ice

Cold front	Warm front	Stationary front

REGIONAL FORECAST



City	Thursday			Friday		
	Hi	Lo	W	Hi	Lo	W
Akron	79	64		86	72	
Alliance	80	60		87	71	
Ashtabula	77	61		84	70	
Athens	81	59		88	70	
Bellefontaine	75	64		83	70	
Bowling Green	78	65		88	73	
Cambridge	81	59		87	71	
Chillicothe	83	64		90	72	
Cincinnati	82	69		89	72	
Cleveland	78	65		85	72	
Columbus	79	66		85	72	
Coshocton	81	59		88	71	
Defiance	77	67		87	71	
Findlay	78	68		86	73	
Fostoria	79	65		88	74	

City	Thursday			Friday		
	Hi	Lo	W	Hi	Lo	W
Gallipolis	83	63		90	72	
Lancaster	79	63		85	71	
Lima	77	67		85	71	
Mansfield	78	64		85	71	
Marietta	81	62		87	71	
Marion	78	66		86	72	
Mount Vernon	78	63		85	71	
New Philadelphia	81	59		87	71	
Newark	79	63		86	71	
Portsmouth	84	65		91	72	
Sandusky	76	64		85	73	
Toledo	76	64		85	69	
Troy	81	68		88	74	
Xenia	81	67		87	73	
Youngstown	77	60		84	70	

NATIONAL FORECAST

City	Thursday			Friday		
	Hi	Lo	W	Hi	Lo	W
Atlanta	91	73		93	74	
Boston	72	61		77	66	
Chicago	75	70		88	72	
Dallas	97	78		97	80	
Denver	89	59		92	61	
Houston	94	79		95	79	
Los Angeles	80	61		82	61	
Miami	91	78		92	78	

City	Thursday			Friday		
	Hi	Lo	W	Hi	Lo	W
Minneapolis	72	63		88	71	
New York City	80	67		81	71	
Philadelphia	83	68		84	71	
Phoenix	106	87		103	83	
St. Louis	92	78		95	78	
San Francisco	77	61		78	60	
Seattle	74	56		80	59	
Washington, DC	84	70		87	74	