

Saturday	Sunday	Monday	Tuesday	Wednesday
82° 64° Partly sunny	81° 67° Humid with partial sunshine	82° 63° Partly sunny and humid with a thunderstorm	79° 59° Partly sunny and nice	76° 54° Partly sunny and pleasant

## ALMANAC

Sidney data is 7 a.m. Thursday to 7 a.m. Friday


Temperature	
Thursday high/low	70°/56°
Normal high/low	83°/60°
Record high	91° in 2002
Record low	46° in 1994

Precipitation	
Thursday	Trace
Month to date (normal)	1.14" (0.65")
Year to date (normal)	33.09" (24.16")

Source: The Sidney Wastewater Treatment Plant, official weather reporting station for Shelby County. For current daytime conditions, low/high temperatures, go to [AccuWeather.com](http://AccuWeather.com).

UV INDEX	
Shows the highest value of the day.	
Saturday	6, High

## SUN AND MOON

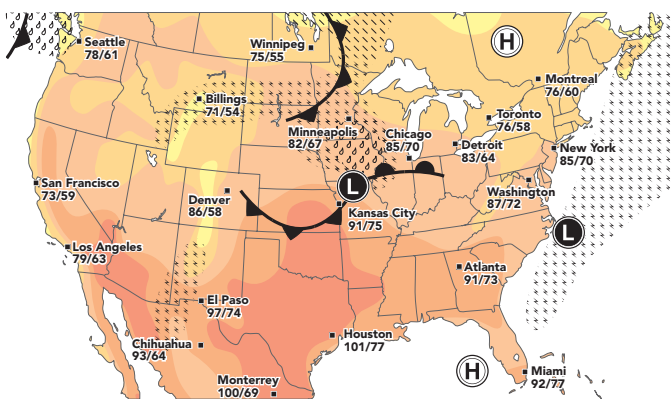


	Sunrise	Sunset
Saturday	6:41 a.m.	8:44 p.m.
Sunday	6:42 a.m.	8:42 p.m.
Monday	6:43 a.m.	8:41 p.m.
Tuesday	6:43 a.m.	8:40 p.m.
Wednesday	6:44 a.m.	8:39 p.m.
Thursday	6:45 a.m.	8:37 p.m.
Friday	6:46 a.m.	8:36 p.m.

Forecasts and graphics provided by **AccuWeather, Inc.** ©2015

Shown are today's noon positions of weather systems and precipitation. Temperature bands are highs for the day.

## NATIONAL FORECAST

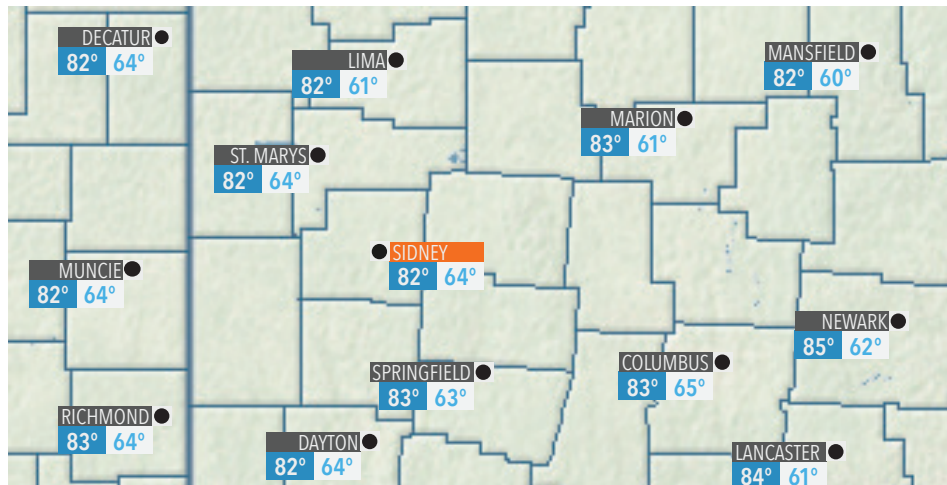


○ -10s	● 50s
○ -0s	● 60s
○ 0s	● 70s
○ 10s	● 80s
○ 20s	● 90s
○ 30s	● 100s
○ 40s	● 110s

☂ Showers	⚡ T-storms	☔ Rain
❄ Flurries	❄ Snow	🧊 Ice
🌊 Cold front	🌊 Warm front	🌊 Stationary front

## REGIONAL FORECAST



City	Saturday			Sunday		
	Hi	Lo	W	Hi	Lo	W
Akron	84	62	☁	86	66	☁
Alliance	83	63	☁	86	68	☁
Ashtabula	82	58	☁	83	61	☁
Athens	84	63	☁	86	67	☁
Bellefontaine	80	60	☁	79	64	☁
Bowling Green	82	63	☁	82	66	☁
Cambridge	84	63	☁	86	66	☁
Chillicothe	85	65	☁	86	68	☁
Cincinnati	83	65	☁	84	68	☁
Cleveland	81	62	☁	83	64	☁
Columbus	83	65	☁	83	68	☁
Coshocton	84	62	☁	85	66	☁
Defiance	83	62	☁	80	64	☁
Findlay	84	61	☁	81	65	☁
Fostoria	82	63	☁	83	67	☁

City	Saturday			Sunday		
	Hi	Lo	W	Hi	Lo	W
Gallipolis	85	64	☁	87	68	☁
Lancaster	84	61	☁	84	65	☁
Lima	82	61	☁	79	65	☁
Mansfield	82	60	☁	83	64	☁
Marietta	84	64	☁	86	67	☁
Marion	83	61	☁	82	65	☁
Mount Vernon	83	62	☁	83	65	☁
New Philadelphia	83	59	☁	84	65	☁
Newark	85	62	☁	85	65	☁
Portsmouth	86	66	☁	88	68	☁
Sandusky	79	65	☁	81	69	☁
Toledo	82	61	☁	80	63	☁
Troy	83	64	☁	81	68	☁
Xenia	83	64	☁	82	67	☁
Youngstown	82	60	☁	85	63	☁

## NATIONAL FORECAST

City	Saturday			Sunday		
	Hi	Lo	W	Hi	Lo	W
Atlanta	91	73	☁	94	75	☁
Boston	77	63	☁	74	62	☁
Chicago	85	70	☁	80	68	☁
Dallas	103	81	☁	103	80	☁
Denver	86	58	☁	88	57	☁
Houston	101	77	☁	101	77	☁
Los Angeles	79	63	☁	80	61	☁
Miami	92	77	☁	91	77	☁
Minneapolis	82	67	☁	82	65	☁
New York City	85	70	☁	85	71	☁
Philadelphia	86	70	☁	86	71	☁
Phoenix	104	86	☁	107	85	☁
St. Louis	91	76	☁	96	78	☁
San Francisco	73	59	☁	75	61	☁
Seattle	78	61	☁	79	59	☁
Washington, DC	87	72	☁	89	75	☁