

| Saturday                  | Sunday                    | Monday              | Tuesday            | Wednesday             |
|---------------------------|---------------------------|---------------------|--------------------|-----------------------|
| 79° 57°                   | 82° 56°                   | 74° 53°             | 72° 52°            | 72° 53°               |
|                           |                           |                     |                    |                       |
| Mostly sunny and pleasant | Partly sunny and pleasant | Sunny and beautiful | Sunny and pleasant | Mostly sunny and nice |

**ALMANAC**

Sidney data is 7 a.m. Thursday to 7 a.m. Friday

**Temperature**

|                   |             |
|-------------------|-------------|
| Thursday high/low | 76°/50°     |
| Normal high/low   | 82°/59°     |
| Record high       | 98° in 1983 |
| Record low        | 48° in 1992 |

**Precipitation**

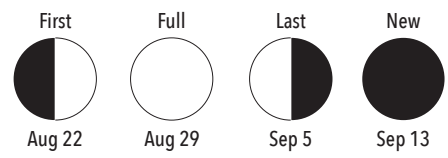
|                        |                 |
|------------------------|-----------------|
| Thursday               | 0.00"           |
| Month to date (normal) | 2.28" (2.16")   |
| Year to date (normal)  | 34.23" (25.67") |

Source: The Sidney Wastewater Treatment Plant, official weather reporting station for Shelby County. For current daytime conditions, low/high temperatures, go to [AccuWeather.com](http://AccuWeather.com).

**UV INDEX** Shows the highest value of the day.

|          |         |
|----------|---------|
| Saturday | 7, High |
|----------|---------|

**SUN AND MOON**

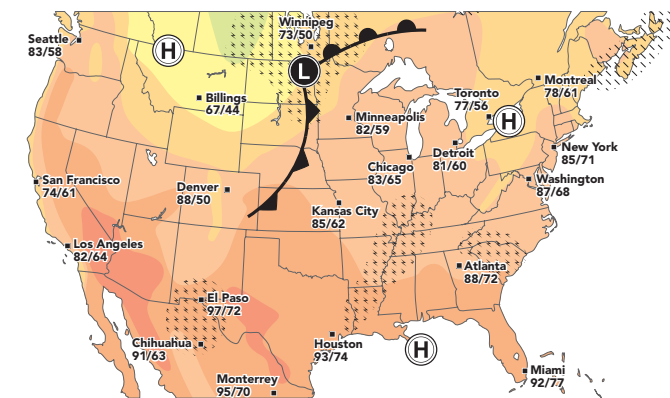


|           | Sunrise   | Sunset    |
|-----------|-----------|-----------|
| Saturday  | 6:54 a.m. | 8:25 p.m. |
| Sunday    | 6:55 a.m. | 8:23 p.m. |
| Monday    | 6:56 a.m. | 8:22 p.m. |
| Tuesday   | 6:57 a.m. | 8:20 p.m. |
| Wednesday | 6:58 a.m. | 8:19 p.m. |
| Thursday  | 6:59 a.m. | 8:17 p.m. |
| Friday    | 7:00 a.m. | 8:15 p.m. |

Forecasts and graphics provided by **AccuWeather, Inc.** ©2015

Shown are today's noon positions of weather systems and precipitation. Temperature bands are highs for the day.

**NATIONAL FORECAST**

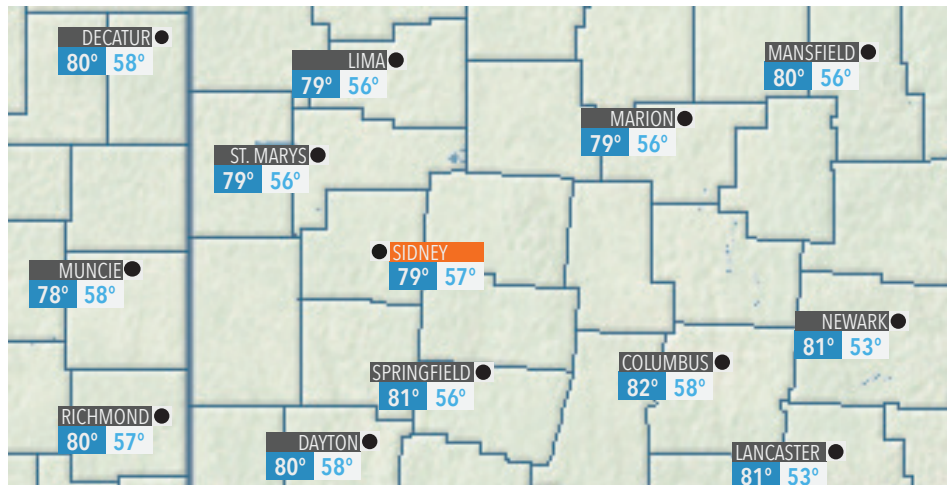


|  |      |  |      |
|--|------|--|------|
|  | -10s |  | 50s  |
|  | -0s  |  | 60s  |
|  | 0s   |  | 70s  |
|  | 10s  |  | 80s  |
|  | 20s  |  | 90s  |
|  | 30s  |  | 100s |
|  | 40s  |  | 110s |

|            |            |                  |
|------------|------------|------------------|
|            |            |                  |
| Rain       | T-storms   | Snow             |
|            |            |                  |
| Flurries   | Ice        | Stationary front |
|            |            |                  |
| Cold front | Warm front | Stationary front |

**REGIONAL FORECAST**



| City          | Saturday |    |   | Sunday |    |   |
|---------------|----------|----|---|--------|----|---|
|               | Hi       | Lo | W | Hi     | Lo | W |
| Akron         | 81       | 57 |   | 85     | 60 |   |
| Alliance      | 80       | 55 |   | 83     | 62 |   |
| Ashtabula     | 78       | 53 |   | 84     | 59 |   |
| Athens        | 82       | 56 |   | 85     | 61 |   |
| Bellefontaine | 78       | 55 |   | 81     | 52 |   |
| Bowling Green | 80       | 57 |   | 83     | 60 |   |
| Cambridge     | 81       | 53 |   | 85     | 63 |   |
| Chillicothe   | 82       | 56 |   | 86     | 61 |   |
| Cincinnati    | 82       | 60 |   | 84     | 59 |   |
| Cleveland     | 79       | 57 |   | 85     | 61 |   |
| Columbus      | 82       | 58 |   | 85     | 60 |   |
| Coshocton     | 81       | 55 |   | 84     | 61 |   |
| Defiance      | 81       | 56 |   | 82     | 56 |   |
| Findlay       | 81       | 56 |   | 84     | 55 |   |
| Fostoria      | 80       | 57 |   | 84     | 59 |   |

| City             | Saturday |    |   | Sunday |    |   |
|------------------|----------|----|---|--------|----|---|
|                  | Hi       | Lo | W | Hi     | Lo | W |
| Gallipolis       | 83       | 58 |   | 87     | 65 |   |
| Lancaster        | 81       | 53 |   | 85     | 57 |   |
| Lima             | 79       | 56 |   | 83     | 54 |   |
| Mansfield        | 80       | 56 |   | 84     | 56 |   |
| Marietta         | 83       | 58 |   | 86     | 62 |   |
| Marion           | 79       | 56 |   | 83     | 55 |   |
| Mount Vernon     | 80       | 55 |   | 83     | 57 |   |
| New Philadelphia | 79       | 52 |   | 83     | 60 |   |
| Newark           | 81       | 53 |   | 86     | 57 |   |
| Portsmouth       | 83       | 59 |   | 87     | 63 |   |
| Sandusky         | 78       | 59 |   | 82     | 63 |   |
| Toledo           | 80       | 56 |   | 82     | 55 |   |
| Troy             | 80       | 57 |   | 84     | 57 |   |
| Xenia            | 80       | 57 |   | 84     | 57 |   |
| Youngstown       | 79       | 53 |   | 84     | 59 |   |

**NATIONAL FORECAST**

| City        | Saturday |    |   | Sunday |    |   |
|-------------|----------|----|---|--------|----|---|
|             | Hi       | Lo | W | Hi     | Lo | W |
| Atlanta     | 88       | 72 |   | 89     | 73 |   |
| Boston      | 78       | 68 |   | 76     | 67 |   |
| Chicago     | 83       | 65 |   | 79     | 57 |   |
| Dallas      | 96       | 79 |   | 97     | 77 |   |
| Denver      | 88       | 50 |   | 83     | 57 |   |
| Houston     | 93       | 74 |   | 94     | 75 |   |
| Los Angeles | 82       | 64 |   | 85     | 65 |   |
| Miami       | 92       | 77 |   | 93     | 78 |   |

| City           | Saturday |    |   | Sunday |    |   |
|----------------|----------|----|---|--------|----|---|
|                | Hi       | Lo | W | Hi     | Lo | W |
| Minneapolis    | 82       | 59 |   | 68     | 56 |   |
| New York City  | 85       | 71 |   | 84     | 72 |   |
| Philadelphia   | 86       | 68 |   | 88     | 71 |   |
| Phoenix        | 104      | 85 |   | 105    | 86 |   |
| St. Louis      | 85       | 72 |   | 83     | 61 |   |
| San Francisco  | 74       | 61 |   | 73     | 60 |   |
| Seattle        | 83       | 58 |   | 86     | 57 |   |
| Washington, DC | 87       | 68 |   | 89     | 72 |   |