

<b>Saturday</b> 83° 65°  Partly sunny, warm and more humid	<b>Sunday</b> 84° 66°  Variable clouds, a t-storm in spots; humid	<b>Monday</b> 83° 65°  Partly sunny and humid	<b>Tuesday</b> 86° 66°  Warm and humid with clouds and sun	<b>Wednesday</b> 84° 64°  Partly sunny, warm and humid
---------------------------------------------------------------------	----------------------------------------------------------------------------	--------------------------------------------------------	---------------------------------------------------------------------	-----------------------------------------------------------------

**ALMANAC**

Sidney data is 7 a.m. Thursday to 7 a.m. Friday

**Temperature**

Thursday high/low	76°/53°
Normal high/low	81°/57°
Record high	92° in 1983
Record low	50° in 2010

**Precipitation**


Thursday	0.00"
Month to date (normal)	2.68" (2.92")
Year to date (normal)	34.63" (26.43")

Source: The Sidney Wastewater Treatment Plant, official weather reporting station for Shelby County. For current daytime conditions, low/high temperatures, go to [AccuWeather.com](http://AccuWeather.com).

**UV INDEX** Shows the highest value of the day.

Saturday	5, Moderate
----------	-------------

**SUN AND MOON**

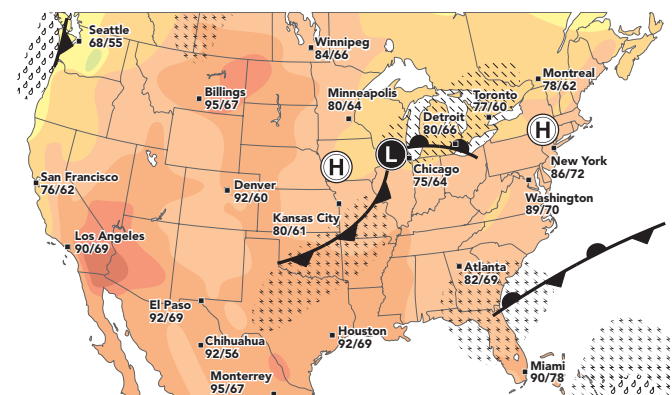


	Sunrise	Sunset
Saturday	7:01 a.m.	8:14 p.m.
Sunday	7:02 a.m.	8:12 p.m.
Monday	7:03 a.m.	8:11 p.m.
Tuesday	7:04 a.m.	8:09 p.m.
Wednesday	7:05 a.m.	8:08 p.m.
Thursday	7:06 a.m.	8:06 p.m.
Friday	7:07 a.m.	8:04 p.m.

Forecasts and graphics provided by **AccuWeather, Inc.** ©2015

Shown are today's noon positions of weather systems and precipitation. Temperature bands are highs for the day.

**NATIONAL FORECAST**

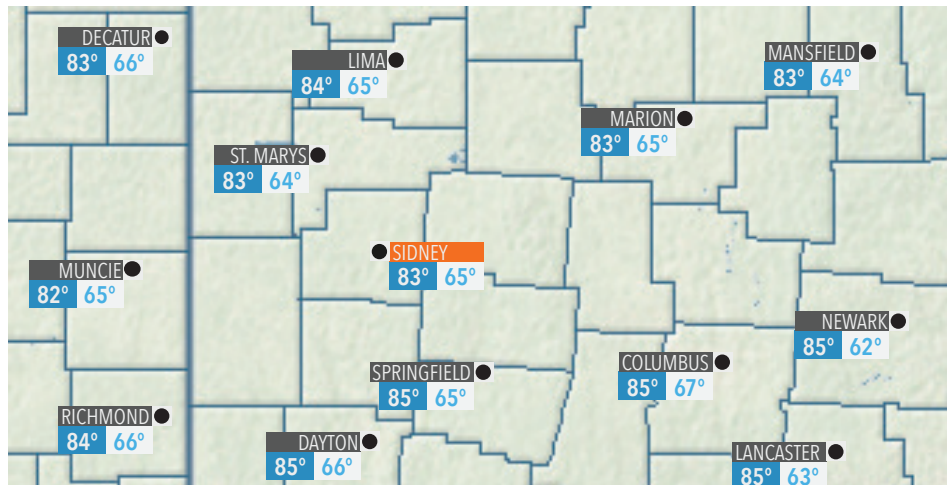


-10s	50s
-0s	60s
0s	70s
10s	80s
20s	90s
30s	100s
40s	110s

Flurries	Snow	Ice

**REGIONAL FORECAST**



City	Saturday			Sunday		
	Hi	Lo	W	Hi	Lo	W
Akron	85	65		87	64	
Alliance	84	65		86	65	
Ashtabula	83	63		85	62	
Athens	85	62		85	64	
Bellefontaine	82	64		83	63	
Bowling Green	81	65		84	66	
Cambridge	85	62		86	63	
Chillicothe	86	64		86	65	
Cincinnati	85	66		85	65	
Cleveland	83	65		85	65	
Columbus	85	67		86	67	
Coshocton	85	62		86	64	
Defiance	83	65		84	64	
Findlay	85	66		84	66	
Fostoria	82	64		85	66	

City	Saturday			Sunday		
	Hi	Lo	W	Hi	Lo	W
Gallipolis	86	64		86	66	
Lancaster	85	63		85	62	
Lima	84	65		82	64	
Mansfield	83	64		84	63	
Marietta	87	62		87	66	
Marion	83	65		84	65	
Mount Vernon	83	64		85	64	
New Philadelphia	84	61		85	64	
Newark	85	62		86	62	
Portsmouth	86	64		86	66	
Sandusky	79	66		82	67	
Toledo	80	65		82	65	
Troy	85	66		85	66	
Xenia	85	65		85	66	
Youngstown	83	63		84	62	

**NATIONAL FORECAST**

City	Saturday			Sunday		
	Hi	Lo	W	Hi	Lo	W
Atlanta	82	69		84	69	
Boston	83	67		85	69	
Chicago	75	64		79	64	
Dallas	95	76		96	76	
Denver	92	60		93	62	
Houston	92	69		91	70	
Los Angeles	90	69		85	67	
Miami	90	78		85	77	
Minneapolis	80	64		84	69	
New York City	86	72		91	73	
Philadelphia	87	69		90	73	
Phoenix	109	87		106	87	
St. Louis	86	70		87	68	
San Francisco	76	62		74	60	
Seattle	68	55		68	58	
Washington, DC	89	70		91	73	