

Saturday	Sunday	Monday	Tuesday	Wednesday
73° 58°	74° 59°	80° 63°	83° 61°	74° 53°
Pleasant with times of clouds and sun	Rather cloudy	Warm with intervals of clouds and sunshine	A thunderstorm in spots in the afternoon	Mostly cloudy

ALMANAC

Sidney data is 7 a.m. Thursday to 7 a.m. Friday

Temperature

Thursday high/low	84°/52°
Normal high/low	73°/49°
Record high	92° in 2010
Record low	30° in 1995

Precipitation


Thursday	0.00"
Month to date (normal)	2.14" (2.39")
Year to date (normal)	37.12" (29.25")

Source: The Sidney Wastewater Treatment Plant, official weather reporting station for Shelby County. For current daytime conditions, low/high temperatures, go to AccuWeather.com.

UV INDEX Shows the highest value of the day.

Saturday	4, Moderate
----------	-------------

SUN AND MOON

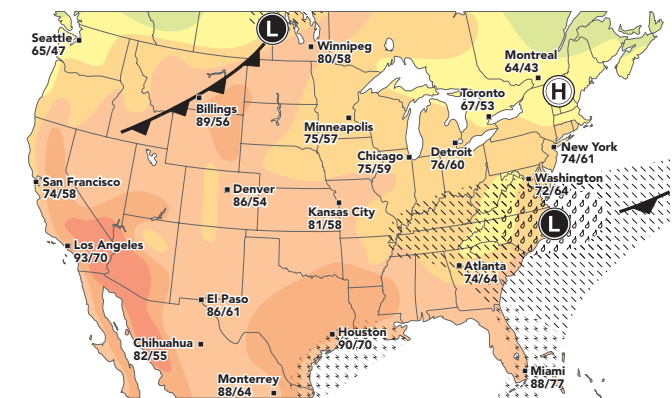


	Sunrise	Sunset
Saturday	7:28 a.m.	7:28 p.m.
Sunday	7:29 a.m.	7:26 p.m.
Monday	7:30 a.m.	7:25 p.m.
Tuesday	7:31 a.m.	7:23 p.m.
Wednesday	7:32 a.m.	7:21 p.m.
Thursday	7:33 a.m.	7:20 p.m.
Friday	7:34 a.m.	7:18 p.m.

Forecasts and graphics provided by **AccuWeather, Inc.** ©2015

Shown are today's noon positions of weather systems and precipitation. Temperature bands are highs for the day.

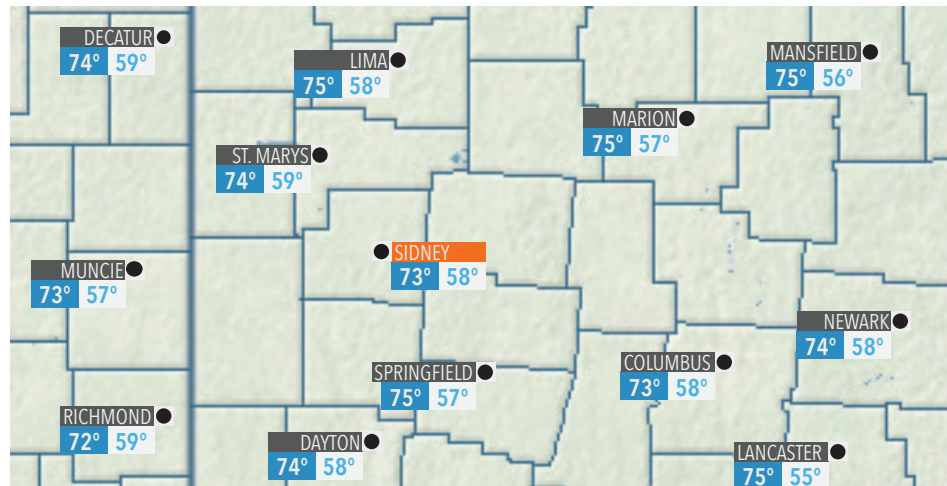
NATIONAL FORECAST



	-10s		50s
	-0s		60s
	0s		70s
	10s		80s
	20s		90s
	30s		100s
	40s		110s

Showers	T-storms	Rain
Flurries	Snow	Ice
Cold front	Warm front	Stationary front

REGIONAL FORECAST



City	Saturday			Sunday		
	Hi	Lo	W	Hi	Lo	W
Akron	75	56		69	58	
Alliance	73	56		68	58	
Ashtabula	74	55		70	58	
Athens	71	57		72	56	
Bellefontaine	74	58		74	57	
Bowling Green	75	58		73	59	
Cambridge	73	58		69	57	
Chillicothe	73	57		74	57	
Cincinnati	71	59		77	59	
Cleveland	74	58		70	58	
Columbus	73	58		72	57	
Coshocton	73	58		69	58	
Defiance	76	59		74	60	
Findlay	78	59		75	59	
Fostoria	76	59		74	59	

City	Saturday			Sunday		
	Hi	Lo	W	Hi	Lo	W
Gallipolis	69	59		75	59	
Lancaster	75	55		72	52	
Lima	75	58		74	59	
Mansfield	75	56		71	56	
Marietta	69	57		69	58	
Marion	75	57		73	56	
Mount Vernon	73	57		71	56	
New Philadelphia	74	57		68	56	
Newark	74	58		72	55	
Portsmouth	69	58		77	59	
Sandusky	73	60		70	60	
Toledo	76	57		74	57	
Troy	73	58		76	59	
Xenia	72	59		76	58	
Youngstown	74	55		69	56	

NATIONAL FORECAST

City	Saturday			Sunday		
	Hi	Lo	W	Hi	Lo	W
Atlanta	74	64		78	67	
Boston	64	50		70	58	
Chicago	75	59		74	61	
Dallas	91	67		90	68	
Denver	86	54		90	56	
Houston	90	70		83	68	
Los Angeles	93	70		90	67	
Miami	88	77		89	78	

City	Saturday			Sunday		
	Hi	Lo	W	Hi	Lo	W
Minneapolis	75	57		77	62	
New York City	74	61		74	67	
Philadelphia	74	63		76	67	
Phoenix	104	79		105	78	
St. Louis	76	64		80	66	
San Francisco	74	58		73	57	
Seattle	65	47		65	49	
Washington, DC	72	64		73	66	