

Wednesday	Thursday	Friday	Saturday	Sunday
82° 54°	83° 58°	85° 66°	77° 54°	71° 48°
Mostly sunny and warm	Mostly sunny and warm	Partly sunny and remaining warm	Cloudy and not as warm; a p.m. t-storm	Nice with partial sunshine

ALMANAC

Sidney data is 7 a.m. Monday to 7 a.m. Tuesday

Temperature

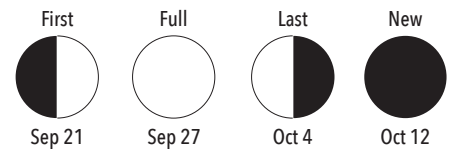
Friday high/low	71°/54°
Saturday high/low	65°/47°
Sunday high/low	67°/45°
Monday high/low	76°/45°

Precipitation

Friday	0.34"
Saturday	0.00"
Sunday	0.00"
Monday	0.00"
Month to date (normal)	1.71" (1.40")
Year to date (normal)	36.69" (28.26")

Source: The Sidney Wastewater Treatment Plant, official weather reporting station for Shelby County. For current daytime conditions, low/high temperatures, go to AccuWeather.com.

SUN AND MOON

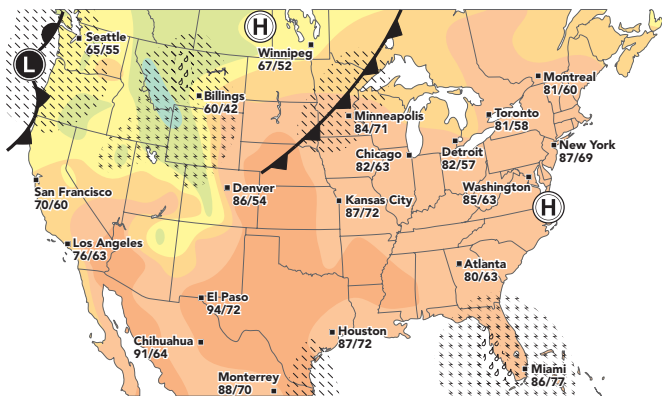


	Sunrise	Sunset
Wednesday	7:18 a.m.	7:45 p.m.
Thursday	7:19 a.m.	7:43 p.m.
Friday	7:20 a.m.	7:41 p.m.
Saturday	7:21 a.m.	7:40 p.m.
Sunday	7:22 a.m.	7:38 p.m.
Monday	7:23 a.m.	7:36 p.m.
Tuesday	7:24 a.m.	7:35 p.m.

Forecasts and graphics provided by **AccuWeather, Inc.** ©2015

Shown are today's noon positions of weather systems and precipitation. Temperature bands are highs for the day.

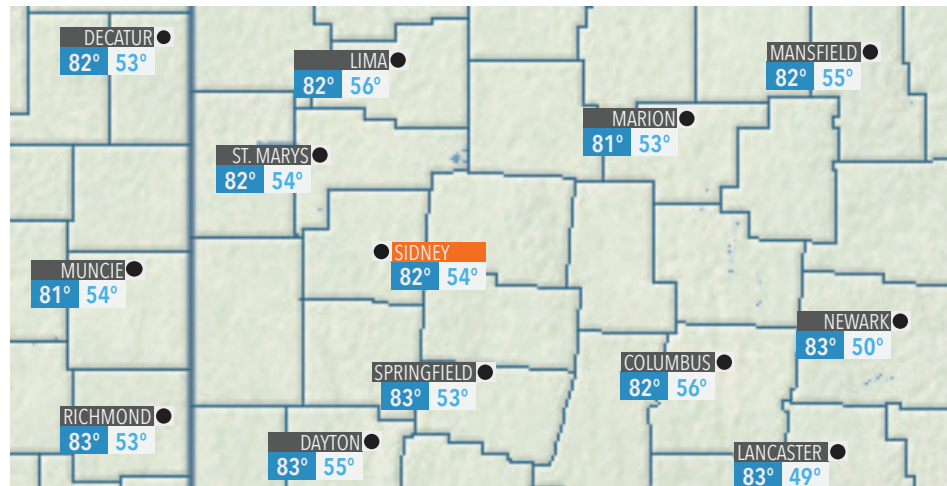
NATIONAL FORECAST



	-10s		50s
	-0s		60s
	0s		70s
	10s		80s
	20s		90s
	30s		100s
	40s		110s

Showers	T-storms	Rain
Flurries	Snow	Ice
Cold front	Warm front	Stationary front

REGIONAL FORECAST



City	Wednesday			Thursday		
	Hi	Lo	W	Hi	Lo	W
Akron	83	57		83	58	
Alliance	83	55		83	57	
Ashtabula	81	54		82	57	
Athens	82	51		83	53	
Bellefontaine	81	54		82	57	
Bowling Green	83	53		84	57	
Cambridge	83	52		84	53	
Chillicothe	83	53		84	54	
Cincinnati	83	53		83	56	
Cleveland	81	58		82	60	
Columbus	82	56		83	57	
Coshocton	83	51		84	54	
Defiance	84	54		84	60	
Findlay	83	55		84	61	
Fostoria	83	54		84	58	

City	Wednesday			Thursday		
	Hi	Lo	W	Hi	Lo	W
Gallipolis	83	53		84	55	
Lancaster	83	49		84	52	
Lima	82	56		83	61	
Mansfield	82	55		83	58	
Marietta	83	52		83	57	
Marion	81	53		82	57	
Mount Vernon	81	53		82	55	
New Philadelphia	82	51		83	53	
Newark	83	50		84	52	
Portsmouth	84	56		84	56	
Sandusky	80	60		81	62	
Toledo	82	53		83	59	
Troy	83	55		84	58	
Xenia	82	53		83	56	
Youngstown	82	54		82	56	

NATIONAL FORECAST

City	Wednesday			Thursday		
	Hi	Lo	W	Hi	Lo	W
Atlanta	80	63		82	63	
Boston	80	64		83	63	
Chicago	82	63		83	68	
Dallas	93	75		96	76	
Denver	86	54		82	48	
Houston	87	72		89	70	
Los Angeles	76	63		80	63	
Miami	86	77		86	77	

City	Wednesday			Thursday		
	Hi	Lo	W	Hi	Lo	W
Minneapolis	84	71		79	57	
New York City	87	69		87	66	
Philadelphia	86	63		86	62	
Phoenix	95	73		95	72	
St. Louis	86	70		89	74	
San Francisco	70	60		73	55	
Seattle	65	55		65	55	
Washington, DC	85	63		86	61	