

<b>Monday</b> 75° 53°  Times of sun and clouds	<b>Tuesday</b> 74° 54°  Partly sunny	<b>Wednesday</b> 74° 51°  Mostly sunny and pleasant	<b>Thursday</b> 75° 58°  Pleasant with more sun than clouds	<b>Friday</b> 70° 46°  Showers around in the a.m.; mostly cloudy
---	---	--	--	---

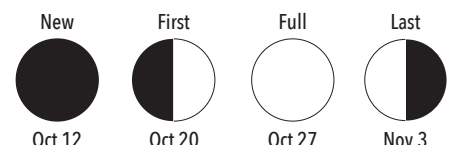
**UV INDEX TODAY**

The higher the **AccuWeather.com UV Index™** number, the greater the need for eye and skin protection. Shown is the highest value of the day.



0-2: Low; 3-5: Moderate; 6-7: High; 8-10: Very high; 11+: Extreme

**SUN AND MOON**



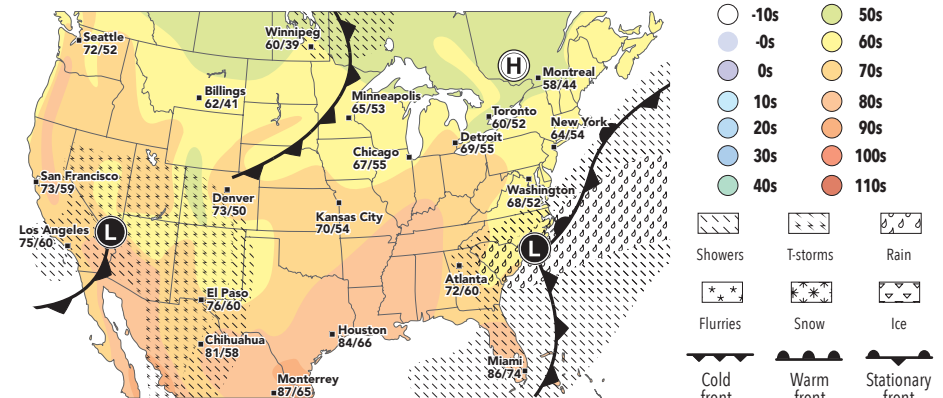
	Sunrise	Sunset
Monday	7:37 a.m.	7:13 p.m.
Tuesday	7:38 a.m.	7:11 p.m.
Wednesday	7:39 a.m.	7:10 p.m.
Thursday	7:40 a.m.	7:08 p.m.
Friday	7:41 a.m.	7:07 p.m.
Saturday	7:42 a.m.	7:05 p.m.
Sunday	7:43 a.m.	7:04 p.m.

Forecasts and graphics provided by **AccuWeather, Inc.** ©2015

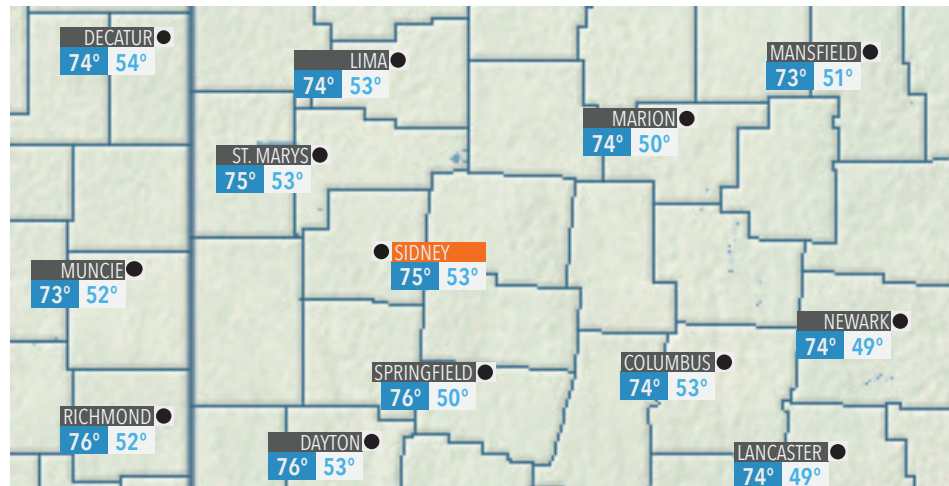
**WEATHER HISTORY**

Philadelphia experienced the last of a series of 25 consecutive dry days on Oct. 5, 1968. Chronic drought also plagued the mid-Atlantic states from 1961 to 1965.

**NATIONAL FORECAST**



**REGIONAL FORECAST**



City	Monday			Tuesday		
	Hi	Lo	W	Hi	Lo	W
Akron	71	53	☁	72	55	☁
Alliance	70	51	☁	73	55	☁
Ashtabula	66	50	☁	68	53	☁
Athens	74	49	☁	75	53	☁
Bellefontaine	74	51	☁	74	52	☁
Bowling Green	72	52	☁	74	52	☁
Cambridge	72	50	☁	75	54	☁
Chillicothe	75	50	☁	76	55	☁
Cincinnati	76	54	☁	77	56	☁
Cleveland	68	53	☁	69	55	☁
Columbus	74	53	☁	75	56	☁
Coshocton	73	49	☁	75	54	☁
Defiance	74	53	☁	74	51	☁
Findlay	73	53	☁	75	53	☁
Fostoria	72	53	☁	74	54	☁

City	Monday			Tuesday		
	Hi	Lo	W	Hi	Lo	W
Gallipolis	74	50	☁	75	55	☁
Lancaster	74	49	☁	76	53	☁
Lima	74	53	☁	74	54	☁
Mansfield	73	51	☁	72	51	☁
Marietta	73	51	☁	75	55	☁
Marion	74	50	☁	75	53	☁
Mount Vernon	74	50	☁	75	55	☁
New Philadelphia	72	48	☁	75	53	☁
Newark	74	49	☁	76	53	☁
Portsmouth	75	50	☁	76	54	☁
Sandusky	67	56	☁	71	57	☁
Toledo	70	51	☁	72	49	☁
Troy	76	53	☁	75	54	☁
Xenia	75	52	☁	76	54	☁
Youngstown	69	50	☁	69	51	☁

**NATIONAL FORECAST**

City	Monday			Tuesday		
	Hi	Lo	W	Hi	Lo	W
Atlanta	72	60	☁	75	58	☁
Boston	61	49	☁	66	49	☁
Chicago	67	55	☁	70	53	☁
Dallas	81	63	☁	86	65	☁
Denver	73	50	☁	73	50	☁
Houston	84	66	☁	89	67	☁
Los Angeles	75	60	☁	78	61	☁
Miami	86	74	☁	87	73	☁
Minneapolis	65	53	☁	70	46	☁
New York City	64	54	☁	70	56	☁
Philadelphia	66	51	☁	72	55	☁
Phoenix	86	66	☁	82	65	☁
St. Louis	77	62	☁	79	63	☁
San Francisco	73	59	☁	73	58	☁
Seattle	72	52	☁	70	56	☁
Washington, DC	68	52	☁	72	57	☁