

Saturday 49° 28° Partly sunny and chilly	Sunday 54° 34° Partly to mostly sunny	Monday 62° 46° Mostly sunny and breezy	Tuesday 69° 46° Breezy in the morning; partly sunny, nice	Wednesday 70° 48° Partly sunny and nice
---	--	---	--	--

ALMANAC

Sidney data is 7 a.m. Thursday to 7 a.m. Friday

Temperature

Thursday high/low	70°/35°
Normal high/low	64°/41°
Record high	84° in 1989
Record low	28° in 2006

Precipitation

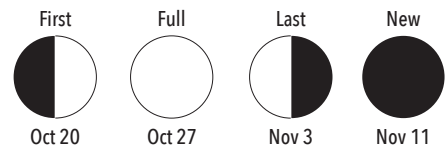
Thursday	0.00"
Month to date (normal)	0.13" (1.30")
Year to date (normal)	37.30" (31.15")

Source: The Sidney Wastewater Treatment Plant, official weather reporting station for Shelby County. For current daytime conditions, low/high temperatures, go to AccuWeather.com.

UV INDEX Shows the highest value of the day.

Saturday	4, Moderate
----------	-------------

SUN AND MOON

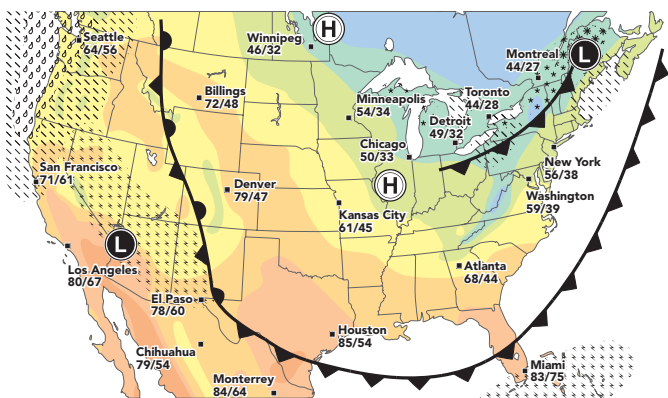


	Sunrise	Sunset
Saturday	7:49 a.m.	6:54 p.m.
Sunday	7:50 a.m.	6:53 p.m.
Monday	7:51 a.m.	6:52 p.m.
Tuesday	7:52 a.m.	6:50 p.m.
Wednesday	7:53 a.m.	6:49 p.m.
Thursday	7:55 a.m.	6:47 p.m.
Friday	7:56 a.m.	6:46 p.m.

Forecasts and graphics provided by **AccuWeather, Inc.** ©2015

Shown are today's noon positions of weather systems and precipitation. Temperature bands are highs for the day.

NATIONAL FORECAST

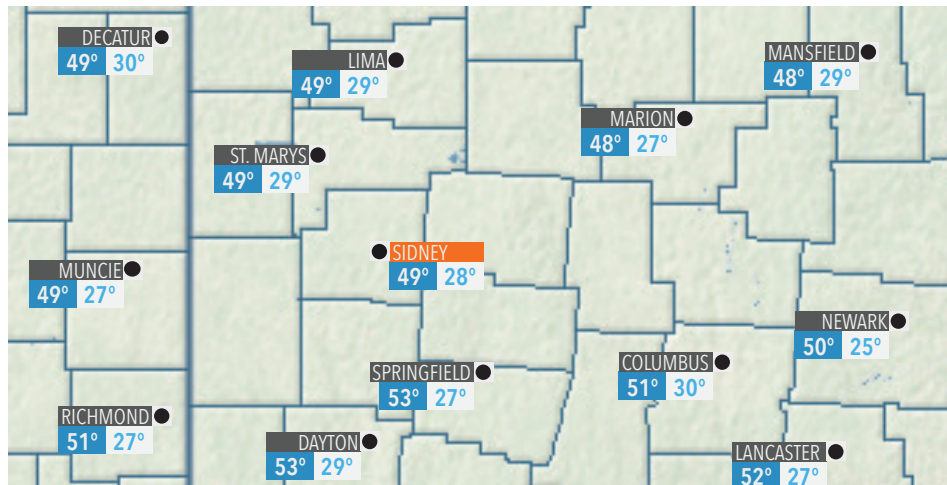


-10s	50s
-0s	60s
0s	70s
10s	80s
20s	90s
30s	100s
40s	110s

Flurries	Snow	Ice

Cold front	Warm front	Stationary front

REGIONAL FORECAST



City	Saturday			Sunday		
	Hi	Lo	W	Hi	Lo	W
Akron	47	32		50	32	
Alliance	46	32		49	31	
Ashtabula	44	36		45	32	
Athens	50	27		52	29	
Bellefontaine	49	28		53	32	
Bowling Green	49	30		53	35	
Cambridge	49	28		52	29	
Chillicothe	52	27		54	30	
Cincinnati	55	31		56	34	
Cleveland	47	36		50	35	
Columbus	51	30		54	33	
Coshocton	49	28		52	29	
Defiance	50	29		55	33	
Findlay	52	31		56	36	
Fostoria	49	31		54	36	

City	Saturday			Sunday		
	Hi	Lo	W	Hi	Lo	W
Gallipolis	53	30		53	31	
Lancaster	52	27		55	29	
Lima	49	29		55	34	
Mansfield	48	29		52	32	
Marietta	51	28		52	29	
Marion	48	27		53	31	
Mount Vernon	48	28		52	32	
New Philadelphia	48	27		52	28	
Newark	50	25		53	28	
Portsmouth	53	29		55	31	
Sandusky	48	38		52	39	
Toledo	48	29		53	33	
Troy	50	28		55	34	
Xenia	51	28		55	32	
Youngstown	46	32		46	29	

NATIONAL FORECAST

City	Saturday			Sunday		
	Hi	Lo	W	Hi	Lo	W
Atlanta	68	44		64	43	
Boston	56	35		49	33	
Chicago	50	33		57	44	
Dallas	81	53		79	54	
Denver	79	47		78	47	
Houston	85	54		82	54	
Los Angeles	80	67		79	65	
Miami	83	75		85	75	
Minneapolis	54	34		61	51	
New York City	56	38		52	36	
Philadelphia	58	38		53	35	
Phoenix	88	72		88	69	
St. Louis	59	38		63	47	
San Francisco	71	61		69	58	
Seattle	64	56		62	52	
Washington, DC	59	39		55	36	