

Thursday	Friday	Saturday	Sunday	Monday
73° 65°	71° 41°	53° 32°	52° 33°	56° 42°
Mild with intervals of clouds and sunshine	Downpours in the a.m.; cloudy and breezy	Cooler with clouds and sun	Plenty of sunshine	Sunshine

ALMANAC

Sidney data is 7 a.m. Tuesday to 7 a.m. Wednesday

Temperature

Tuesday high/low	76°/38°
Normal high/low	56°/36°
Record high	77° in 1987
Record low	18° in 2006

Precipitation

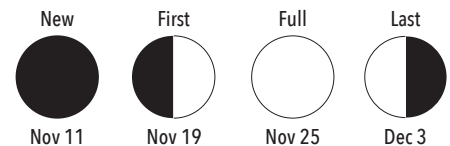
Tuesday	0.00"
Month to date (normal)	0.00" (0.29")
Year to date (normal)	41.23" (32.82")

Source: The Sidney Wastewater Treatment Plant, official weather reporting station for Shelby County. For current daytime conditions, low/high temperatures, go to AccuWeather.com.

UV INDEX Shows the highest value of the day.

Thursday	2, Low
----------	--------

SUN AND MOON

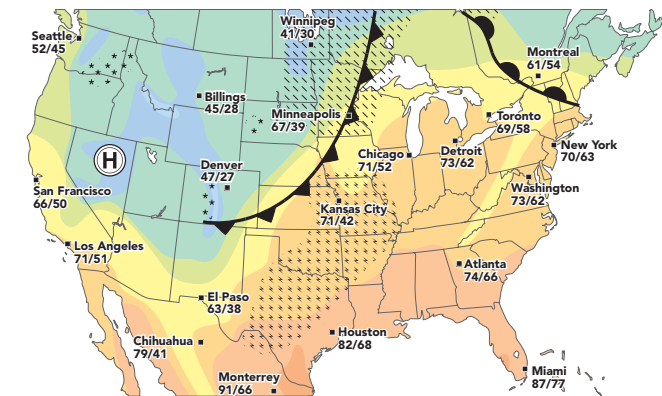


	Sunrise	Sunset
Thursday	7:10 a.m.	5:30 p.m.
Friday	7:11 a.m.	5:29 p.m.
Saturday	7:13 a.m.	5:27 p.m.
Sunday	7:14 a.m.	5:26 p.m.
Monday	7:15 a.m.	5:25 p.m.
Tuesday	7:16 a.m.	5:24 p.m.
Wednesday	7:17 a.m.	5:24 p.m.

Forecasts and graphics provided by **AccuWeather, Inc.** ©2015

Shown are today's noon positions of weather systems and precipitation. Temperature bands are highs for the day.

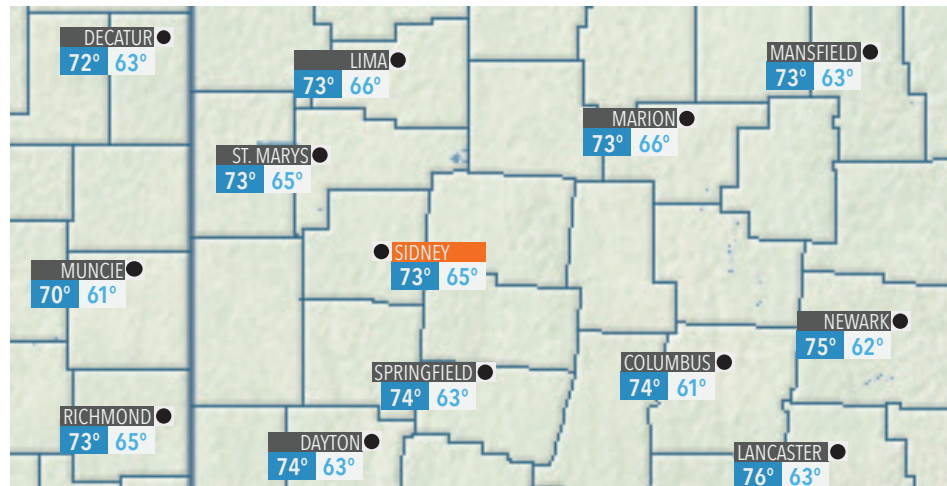
NATIONAL FORECAST



	-10s		50s
	-0s		60s
	0s		70s
	10s		80s
	20s		90s
	30s		100s
	40s		110s

Showers	T-storms	Rain
Flurries	Snow	Ice
Cold front	Warm front	Stationary front

REGIONAL FORECAST



City	Thursday			Friday		
	Hi	Lo	W	Hi	Lo	W
Akron	74	60		70	43	
Alliance	73	63		70	43	
Ashtabula	72	63		69	45	
Athens	75	61		73	44	
Bellefontaine	73	64		69	40	
Bowling Green	75	65		70	40	
Cambridge	75	63		72	43	
Chillicothe	75	63		72	45	
Cincinnati	75	64		72	43	
Cleveland	74	63		71	44	
Columbus	74	61		72	43	
Coshocton	75	62		72	43	
Defiance	74	65		69	39	
Findlay	75	64		71	40	
Fostoria	75	66		71	41	

City	Thursday			Friday		
	Hi	Lo	W	Hi	Lo	W
Gallipolis	75	62		75	47	
Lancaster	76	63		74	41	
Lima	73	66		70	41	
Mansfield	73	63		70	41	
Marietta	75	60		75	47	
Marion	73	66		70	40	
Mount Vernon	73	63		72	41	
New Philadelphia	73	61		72	43	
Newark	75	62		73	41	
Portsmouth	76	62		74	46	
Sandusky	71	64		68	45	
Toledo	73	62		67	38	
Troy	74	65		72	41	
Xenia	73	65		72	42	
Youngstown	74	61		71	42	

NATIONAL FORECAST

City	Thursday			Friday		
	Hi	Lo	W	Hi	Lo	W
Atlanta	74	66		79	67	
Boston	69	58		70	59	
Chicago	71	52		57	37	
Dallas	74	51		70	52	
Denver	47	27		48	27	
Houston	82	68		79	65	
Los Angeles	71	51		76	52	
Miami	87	77		86	77	

City	Thursday			Friday		
	Hi	Lo	W	Hi	Lo	W
Minneapolis	67	39		47	33	
New York City	70	63		74	61	
Philadelphia	74	64		79	61	
Phoenix	68	50		74	51	
St. Louis	72	55		62	40	
San Francisco	66	50		66	49	
Seattle	52	45		54	47	
Washington, DC	73	62		79	63	