

<b>Saturday</b> 31° 22°  Breezy and chilly with plenty of sunshine	<b>Sunday</b> 46° 41°  Increasing cloudiness, breezy, milder	<b>Monday</b> 51° 32°  Mostly cloudy, a little rain; breezy, mild	<b>Tuesday</b> 49° 42°  Some sun, then clouds with a shower or two	<b>Wednesday</b> 57° 47°  Cloudy, rain
---	---	--	---	---

**ALMANAC**

Sidney data is 7 a.m. Thursday to 7 a.m. Friday

**Temperature**

Thursday high/low	35°/29°
Normal high/low	38°/22°
Record high	64° in 1984
Record low	-13° in 1989


**Precipitation**

Thursday	Trace
Month to date (normal)	0.33" (1.43")
Year to date (normal)	44.11" (36.83")

Source: The Sidney Wastewater Treatment Plant, official weather reporting station for Shelby County. For current daytime conditions, low/high temperatures, go to [AccuWeather.com](http://AccuWeather.com).

**UV INDEX** Shows the highest value of the day.  
 Saturday 2, Low

**SUN AND MOON**

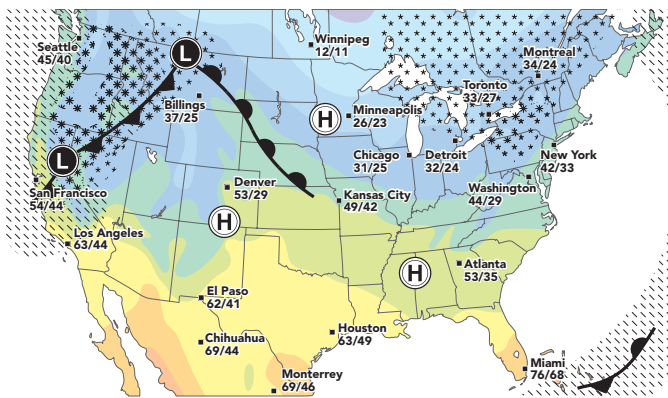


	Sunrise	Sunset
Saturday	7:55 a.m.	5:13 p.m.
Sunday	7:55 a.m.	5:13 p.m.
Monday	7:56 a.m.	5:14 p.m.
Tuesday	7:56 a.m.	5:14 p.m.
Wednesday	7:57 a.m.	5:15 p.m.
Thursday	7:57 a.m.	5:15 p.m.
Friday	7:57 a.m.	5:16 p.m.

Forecasts and graphics provided by **AccuWeather, Inc.** ©2015

Shown are today's noon positions of weather systems and precipitation. Temperature bands are highs for the day.

**NATIONAL FORECAST**

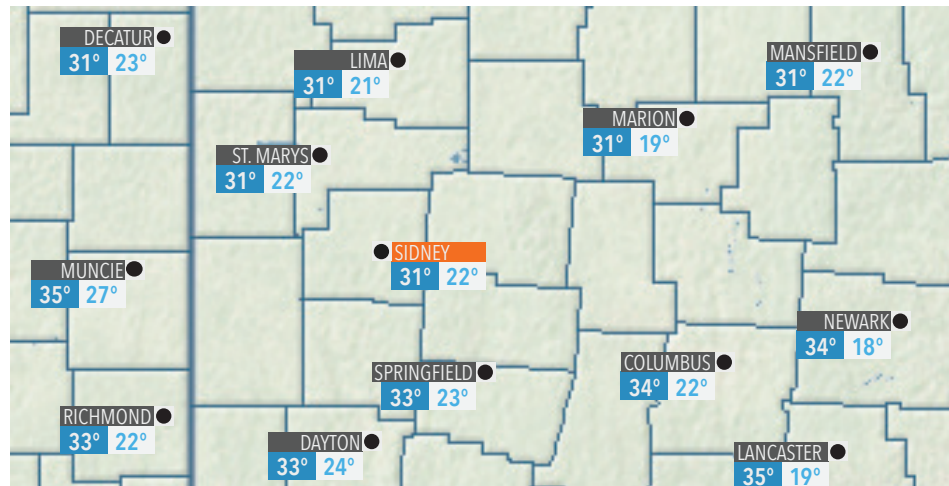


-10s	50s
-0s	60s
0s	70s
10s	80s
20s	90s
30s	100s
40s	110s

Showers	T-storms	Rain
Flurries	Snow	Ice
Cold front	Warm front	Stationary front

**REGIONAL FORECAST**



City	Saturday			Sunday		
	Hi	Lo	W	Hi	Lo	W
Akron	32	21		44	37	
Alliance	32	20		43	37	
Ashtabula	31	24		42	39	
Athens	36	17		47	37	
Bellefontaine	30	21		45	40	
Bowling Green	32	23		46	42	
Cambridge	35	18		46	38	
Chillicothe	36	19		47	40	
Cincinnati	38	26		49	44	
Cleveland	32	23		46	39	
Columbus	34	22		46	40	
Coshocton	34	16		46	37	
Defiance	32	22		47	42	
Findlay	33	24		48	42	
Fostoria	32	23		46	41	

City	Saturday			Sunday		
	Hi	Lo	W	Hi	Lo	W
Gallipolis	39	20		48	39	
Lancaster	35	19		47	37	
Lima	31	21		45	41	
Mansfield	31	22		45	38	
Marietta	37	18		47	38	
Marion	31	19		45	39	
Mount Vernon	32	18		46	39	
New Philadelphia	33	16		46	37	
Newark	34	18		46	37	
Portsmouth	40	20		50	40	
Sandusky	33	26		45	41	
Toledo	32	23		45	41	
Troy	33	21		47	42	
Xenia	34	22		47	41	
Youngstown	31	21		41	36	

**NATIONAL FORECAST**

City	Saturday			Sunday		
	Hi	Lo	W	Hi	Lo	W
Atlanta	53	35		58	45	
Boston	42	31		43	35	
Chicago	31	25		45	41	
Dallas	62	50		69	51	
Denver	53	29		44	25	
Houston	63	49		72	63	
Los Angeles	63	44		63	43	
Miami	76	68		78	72	

City	Saturday			Sunday		
	Hi	Lo	W	Hi	Lo	W
Minneapolis	26	23		39	26	
New York City	42	33		45	39	
Philadelphia	44	30		46	36	
Phoenix	69	44		63	42	
St. Louis	47	38		56	49	
San Francisco	54	44		55	50	
Seattle	45	40		47	38	
Washington, DC	44	29		47	37	