

| Wednesday | Thursday | Friday | Saturday | Sunday |
|---|----------------------------|-----------------------------------|---|--------------------------------------|
| 67° 58° Mostly cloudy with a little rain; breezy | 69° 50° Periods of rain | 60° 51° Mostly cloudy and warm | 64° 54° Occasional rain and drizzle in the morning | 62° 46° Mild with periods of rain |

ALMANAC

Sidney data is 7 a.m. Monday to 7 a.m. Tuesday

Temperature

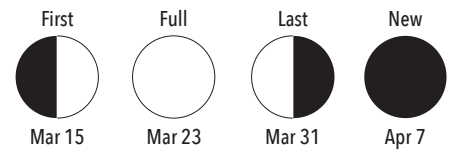
| | |
|-------------------|---------|
| Friday high/low | 32°/28° |
| Saturday high/low | 37°/31° |
| Sunday high/low | 48°/31° |
| Monday high/low | 62°/42° |

Precipitation

| | |
|------------------------|---------------|
| Friday | Trace |
| Saturday | Trace |
| Sunday | 0.00" |
| Monday | Trace |
| Month to date (normal) | 0.68" (0.56") |
| Year to date (normal) | 5.25" (5.36") |

Source: The Sidney Wastewater Treatment Plant, official weather reporting station for Shelby County. For current daytime conditions, low/high temperatures, go to AccuWeather.com.

SUN AND MOON

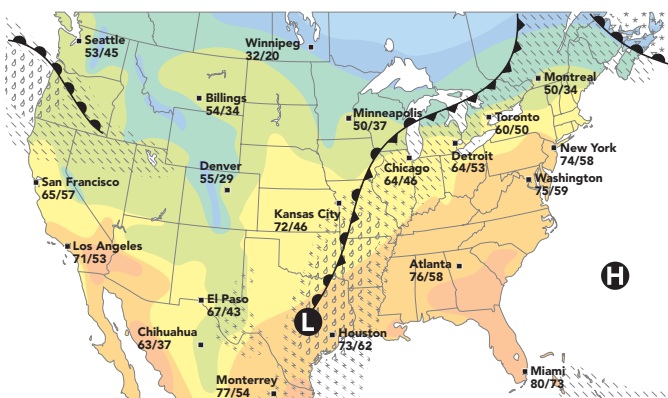


| | Sunrise | Sunset |
|-----------|-----------|-----------|
| Wednesday | 6:57 a.m. | 6:37 p.m. |
| Thursday | 6:56 a.m. | 6:38 p.m. |
| Friday | 6:54 a.m. | 6:40 p.m. |
| Saturday | 6:53 a.m. | 6:41 p.m. |
| Sunday | 7:51 a.m. | 7:42 p.m. |
| Monday | 7:49 a.m. | 7:43 p.m. |
| Tuesday | 7:48 a.m. | 7:44 p.m. |

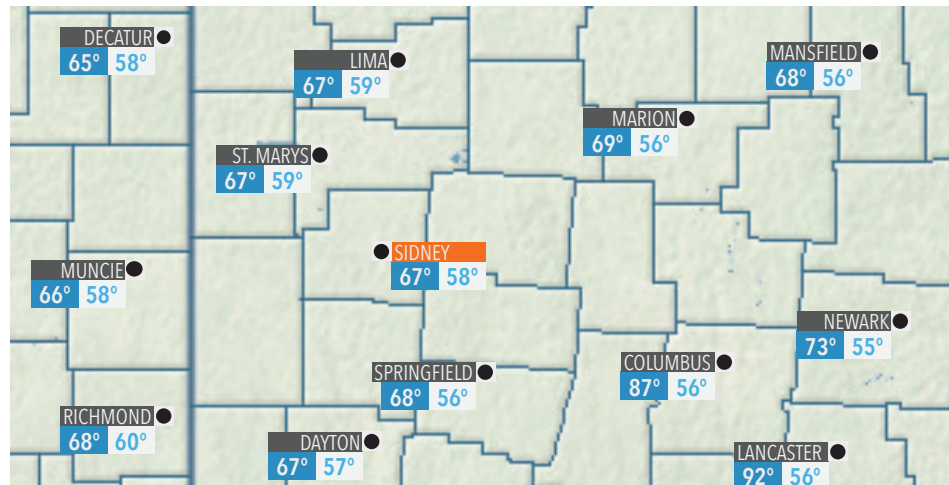
Forecasts and graphics provided by **AccuWeather, Inc.** ©2016

Shown are today's noon positions of weather systems and precipitation. Temperature bands are highs for the day.

NATIONAL FORECAST



REGIONAL FORECAST



| City | Wednesday | | | Thursday | | |
|---------------|-----------|----|---|----------|----|---|
| | Hi | Lo | W | Hi | Lo | W |
| Akron | 80 | 55 | ☁ | 68 | 47 | ☁ |
| Alliance | 68 | 56 | ☁ | 71 | 50 | ☁ |
| Ashtabula | 64 | 53 | ☁ | 65 | 43 | ☁ |
| Athens | 78 | 55 | ☁ | 75 | 59 | ☁ |
| Bellefontaine | 68 | 57 | ☁ | 69 | 49 | ☁ |
| Bowling Green | 66 | 57 | ☁ | 67 | 46 | ☁ |
| Cambridge | 77 | 55 | ☁ | 74 | 55 | ☁ |
| Chillicothe | 77 | 58 | ☁ | 74 | 59 | ☁ |
| Cincinnati | 69 | 59 | ☁ | 72 | 57 | ☁ |
| Cleveland | 68 | 55 | ☁ | 65 | 41 | ☁ |
| Columbus | 87 | 56 | ☁ | 70 | 52 | ☁ |
| Coshocton | 74 | 55 | ☁ | 74 | 53 | ☁ |
| Defiance | 66 | 59 | ☁ | 67 | 47 | ☁ |
| Findlay | 66 | 58 | ☁ | 67 | 45 | ☁ |
| Fostoria | 68 | 58 | ☁ | 68 | 47 | ☁ |

| City | Wednesday | | | Thursday | | |
|------------------|-----------|----|---|----------|----|---|
| | Hi | Lo | W | Hi | Lo | W |
| Gallipolis | 80 | 56 | ☁ | 78 | 61 | ☁ |
| Lancaster | 92 | 56 | ☁ | 73 | 54 | ☁ |
| Lima | 67 | 59 | ☁ | 69 | 48 | ☁ |
| Mansfield | 68 | 56 | ☁ | 67 | 45 | ☁ |
| Marietta | 78 | 54 | ☁ | 76 | 59 | ☁ |
| Marion | 69 | 56 | ☁ | 71 | 48 | ☁ |
| Mount Vernon | 72 | 55 | ☁ | 71 | 51 | ☁ |
| New Philadelphia | 73 | 54 | ☁ | 73 | 50 | ☁ |
| Newark | 73 | 55 | ☁ | 73 | 54 | ☁ |
| Portsmouth | 78 | 57 | ☁ | 79 | 60 | ☁ |
| Sandusky | 62 | 53 | ☁ | 63 | 42 | ☁ |
| Toledo | 64 | 54 | ☁ | 65 | 44 | ☁ |
| Troy | 69 | 59 | ☁ | 71 | 52 | ☁ |
| Xenia | 72 | 59 | ☁ | 71 | 54 | ☁ |
| Youngstown | 80 | 54 | ☁ | 67 | 46 | ☁ |

NATIONAL FORECAST

| City | Wednesday | | | Thursday | | |
|-------------|-----------|----|---|----------|----|---|
| | Hi | Lo | W | Hi | Lo | W |
| Atlanta | 76 | 58 | ☁ | 76 | 63 | ☁ |
| Boston | 68 | 54 | ☁ | 60 | 45 | ☁ |
| Chicago | 64 | 46 | ☁ | 51 | 38 | ☁ |
| Dallas | 71 | 56 | ☁ | 64 | 55 | ☁ |
| Denver | 55 | 29 | ☁ | 62 | 37 | ☁ |
| Houston | 73 | 62 | ☁ | 75 | 60 | ☁ |
| Los Angeles | 71 | 53 | ☁ | 74 | 54 | ☁ |
| Miami | 80 | 73 | ☁ | 82 | 72 | ☁ |

| City | Wednesday | | | Thursday | | |
|----------------|-----------|----|---|----------|----|---|
| | Hi | Lo | W | Hi | Lo | W |
| Minneapolis | 50 | 37 | ☁ | 53 | 36 | ☁ |
| New York City | 74 | 58 | ☁ | 75 | 60 | ☁ |
| Philadelphia | 78 | 55 | ☁ | 78 | 61 | ☁ |
| Phoenix | 81 | 55 | ☁ | 86 | 58 | ☁ |
| St. Louis | 66 | 54 | ☁ | 64 | 51 | ☁ |
| San Francisco | 65 | 57 | ☁ | 65 | 57 | ☁ |
| Seattle | 53 | 45 | ☁ | 55 | 38 | ☁ |
| Washington, DC | 75 | 59 | ☁ | 80 | 63 | ☁ |