

<b>Saturday</b> 78° 58°  Nice with intervals of clouds and sunshine	<b>Sunday</b> 86° 71°  Partly sunny and beautiful	<b>Monday</b> 84° 66°  Mostly cloudy and humid; a p.m. t-storm	<b>Tuesday</b> 81° 59°  Partly sunny and nice	<b>Wednesday</b> 82° 59°  Mostly sunny and pleasant
--	--	---	--	--

**ALMANAC**

Sidney data is 7 a.m. Thursday to 7 a.m. Friday

**Temperature**

Thursday high/low	83°/68°
Normal high/low	85°/62°
Record high	94° in 1981
Record low	51° in 2009

**Precipitation**


Thursday	0.00"
Month to date (normal)	0.46" (2.03")
Year to date (normal)	15.90" (21.98")

Source: The Sidney Wastewater Treatment Plant, official weather reporting station for Shelby County. For current daytime conditions, low/high temperatures, go to [AccuWeather.com](http://AccuWeather.com).

**UV INDEX** Shows the highest value of the day.

Saturday	7, High
----------	---------

**SUN AND MOON**

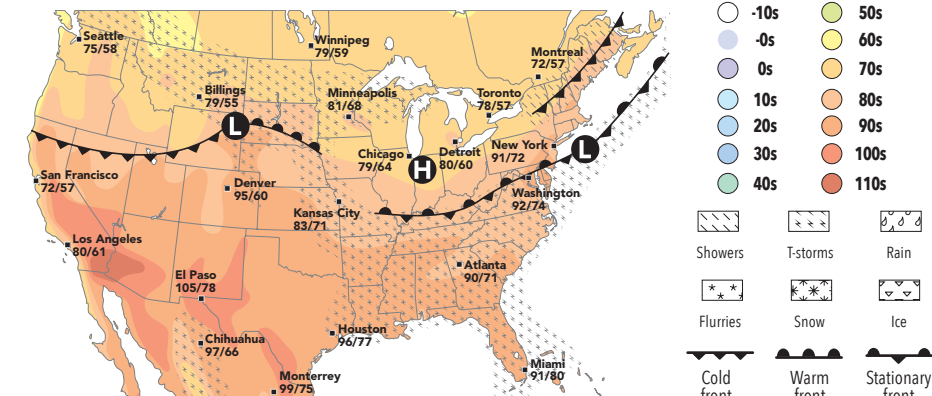


	Sunrise	Sunset
Saturday	6:21 a.m.	9:05 p.m.
Sunday	6:21 a.m.	9:04 p.m.
Monday	6:22 a.m.	9:03 p.m.
Tuesday	6:23 a.m.	9:03 p.m.
Wednesday	6:24 a.m.	9:02 p.m.
Thursday	6:25 a.m.	9:01 p.m.
Friday	6:26 a.m.	9:00 p.m.

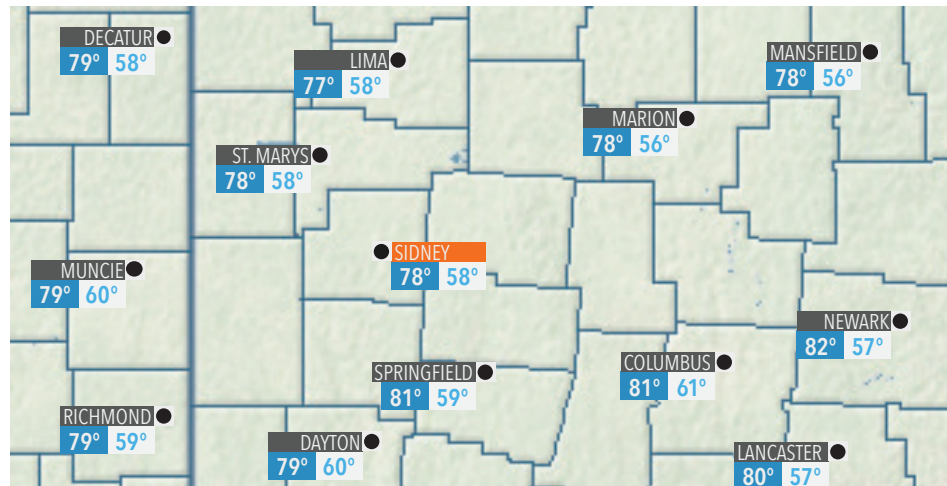
Forecasts and graphics provided by **AccuWeather, Inc.** ©2016

Shown are today's noon positions of weather systems and precipitation. Temperature bands are highs for the day.

**NATIONAL FORECAST**



**REGIONAL FORECAST**



City	Saturday			Sunday		
	Hi	Lo	W	Hi	Lo	W
Akron	80	56	☁	86	69	☁
Alliance	79	55	☁	86	68	☁
Ashtabula	74	52	☁	84	68	☁
Athens	83	58	☁	87	65	☁
Bellefontaine	77	57	☁	85	69	☁
Bowling Green	79	57	☁	87	72	☁
Cambridge	83	58	☁	88	67	☁
Chillicothe	82	60	☁	88	68	☁
Cincinnati	82	61	☁	88	71	☁
Cleveland	77	59	☁	88	71	☁
Columbus	81	61	☁	86	71	☁
Coshocton	82	57	☁	88	68	☁
Defiance	80	59	☁	86	73	☁
Findlay	80	59	☁	87	73	☁
Fostoria	79	58	☁	87	71	☁

City	Saturday			Sunday		
	Hi	Lo	W	Hi	Lo	W
Gallipolis	84	62	☁	88	67	☁
Lancaster	80	57	☁	85	68	☁
Lima	77	58	☁	86	72	☁
Mansfield	78	56	☁	86	71	☁
Marietta	84	59	☁	87	65	☁
Marion	78	56	☁	86	69	☁
Mount Vernon	80	57	☁	86	67	☁
New Philadelphia	81	57	☁	88	68	☁
Newark	82	57	☁	88	66	☁
Portsmouth	84	61	☁	89	65	☁
Sandusky	76	61	☁	85	72	☁
Toledo	79	56	☁	87	70	☁
Troy	80	59	☁	87	71	☁
Xenia	80	59	☁	87	70	☁
Youngstown	77	52	☁	85	68	☁

**NATIONAL FORECAST**

City	Saturday			Sunday		
	Hi	Lo	W	Hi	Lo	W
Atlanta	90	71	☁	93	72	☁
Boston	88	69	☁	83	66	☁
Chicago	79	64	☁	87	72	☁
Dallas	98	78	☁	97	79	☁
Denver	95	60	☁	92	60	☁
Houston	96	77	☁	94	79	☁
Los Angeles	80	61	☁	79	61	☁
Miami	91	80	☁	91	79	☁

City	Saturday			Sunday		
	Hi	Lo	W	Hi	Lo	W
Minneapolis	81	68	☁	84	64	☁
New York City	91	72	☁	86	72	☁
Philadelphia	93	73	☁	89	74	☁
Phoenix	110	88	☁	106	87	☁
St. Louis	84	72	☁	93	79	☁
San Francisco	72	57	☁	70	57	☁
Seattle	75	58	☁	78	60	☁
Washington, DC	92	74	☁	91	76	☁