

Friday 80° 61° A morning shower, rather cloudy, humid	Saturday 77° 61° Mostly sunny and nice	Sunday 79° 64° Partly sunny and humid	Monday 78° 60° A t-storm around in the a.m.; partly sunny	Tuesday 89° 65° Mostly sunny, pleasant and warmer
--	---	--	--	--

ALMANAC

Sidney data is 7 a.m. Wednesday to 7 a.m. Thursday

Temperature

Wednesday high/low	89°/72°
Normal high/low	85°/62°
Record high	95° in 1989
Record low	47° in 1978

Precipitation


Wednesday	0.33"
Month to date (normal)	3.18" (1.75")
Year to date (normal)	28.13" (21.62")

Source: The Sidney Wastewater Treatment Plant, official weather reporting station for Shelby County. For current daytime conditions, low/high temperatures, go to AccuWeather.com.

UV INDEX Shows the highest value of the day.

Friday	4, Moderate
--------	-------------

SUN AND MOON

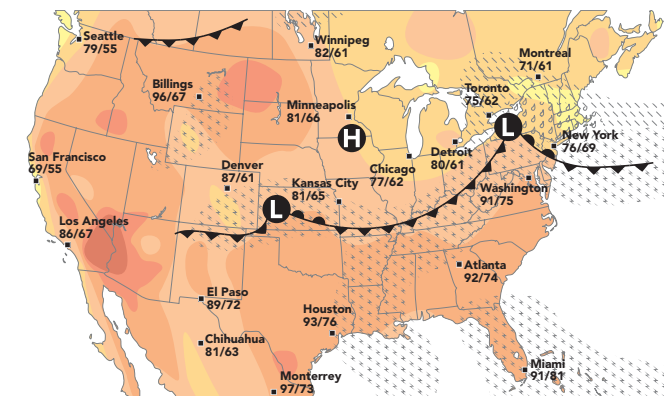


	Sunrise	Sunset
Friday	6:19 a.m.	9:06 p.m.
Saturday	6:20 a.m.	9:05 p.m.
Sunday	6:20 a.m.	9:05 p.m.
Monday	6:21 a.m.	9:04 p.m.
Tuesday	6:22 a.m.	9:03 p.m.
Wednesday	6:23 a.m.	9:03 p.m.
Thursday	6:24 a.m.	9:02 p.m.

Forecasts and graphics provided by **AccuWeather, Inc.** ©2017

Shown are today's noon positions of weather systems and precipitation. Temperature bands are highs for the day.

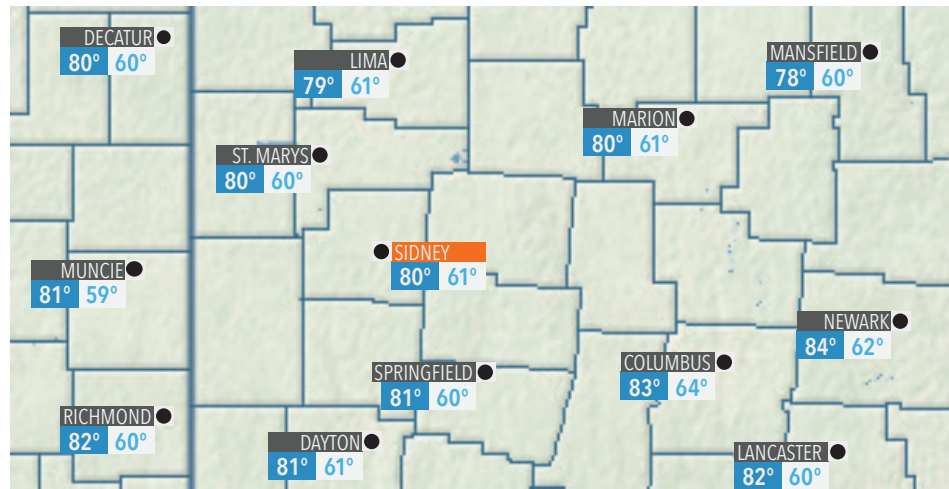
NATIONAL FORECAST



	-10s		50s
	-0s		60s
	0s		70s
	10s		80s
	20s		90s
	30s		100s
	40s		110s

Showers	T-storms	Rain
Flurries	Snow	Ice
Cold front	Warm front	Stationary front

REGIONAL FORECAST



City	Friday			Saturday		
	Hi	Lo	W	Hi	Lo	W
Akron	81	62	☁	79	61	☁
Alliance	82	63	☁	78	61	☁
Ashtabula	79	63	☁	76	61	☁
Athens	83	64	☁	81	61	☁
Bellefontaine	79	60	☁	76	60	☁
Bowling Green	81	63	☁	80	63	☁
Cambridge	82	64	☁	80	61	☁
Chillicothe	84	64	☁	81	61	☁
Cincinnati	82	63	☁	82	62	☁
Cleveland	80	65	☁	80	65	☁
Columbus	83	64	☁	80	62	☁
Coshocton	83	63	☁	79	61	☁
Defiance	79	60	☁	79	62	☁
Findlay	80	63	☁	79	63	☁
Fostoria	81	62	☁	79	63	☁

City	Friday			Saturday		
	Hi	Lo	W	Hi	Lo	W
Gallipolis	86	67	☁	83	63	☁
Lancaster	82	60	☁	78	57	☁
Lima	79	61	☁	77	62	☁
Mansfield	78	60	☁	78	61	☁
Marietta	82	65	☁	81	62	☁
Marion	80	61	☁	77	61	☁
Mount Vernon	82	62	☁	78	62	☁
New Philadelphia	82	63	☁	78	60	☁
Newark	84	62	☁	80	61	☁
Portsmouth	86	66	☁	83	63	☁
Sandusky	79	66	☁	78	67	☁
Toledo	78	62	☁	80	62	☁
Troy	82	61	☁	79	61	☁
Xenia	82	61	☁	79	61	☁
Youngstown	80	61	☁	79	59	☁

NATIONAL FORECAST

City	Friday			Saturday		
	Hi	Lo	W	Hi	Lo	W
Atlanta	92	74	☁	89	73	☁
Boston	66	62	☁	74	66	☁
Chicago	77	62	☁	84	68	☁
Dallas	96	78	☁	94	77	☁
Denver	87	61	☁	87	60	☁
Houston	93	76	☁	91	76	☁
Los Angeles	86	67	☁	89	69	☁
Miami	91	81	☁	91	81	☁

City	Friday			Saturday		
	Hi	Lo	W	Hi	Lo	W
Minneapolis	81	66	☁	92	67	☁
New York City	76	69	☁	83	69	☁
Philadelphia	85	72	☁	86	70	☁
Phoenix	108	88	☁	107	85	☁
St. Louis	88	67	☁	89	69	☁
San Francisco	69	55	☁	73	57	☁
Seattle	79	55	☁	75	54	☁
Washington, DC	91	75	☁	89	74	☁