

Friday	Saturday	Sunday	Monday	Tuesday
77° 59° Fog in the a.m.; otherwise, partly sunny	80° 59° Partly sunny and humid	83° 63° Warm with clouds and sunshine	84° 64° Mainly cloudy	83° 64° Variable clouds with a t-storm; warm

ALMANAC

Sidney data is 7 a.m. Wednesday to 7 a.m. Thursday

Temperature

Wednesday high/low	67°/47°
Normal high/low	79°/52°
Record high	89° in 1999
Record low	42° in 1985

Precipitation

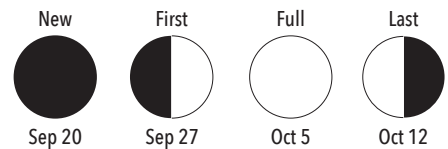
Wednesday	0.19"
Month to date (normal)	1.04" (1.30")
Year to date (normal)	35.27" (29.14")

Source: The Sidney Wastewater Treatment Plant, official weather reporting station for Shelby County. For current daytime conditions, low/high temperatures, go to AccuWeather.com.

UV INDEX Shows the highest value of the day.

Friday	4, Moderate
--------	-------------

SUN AND MOON

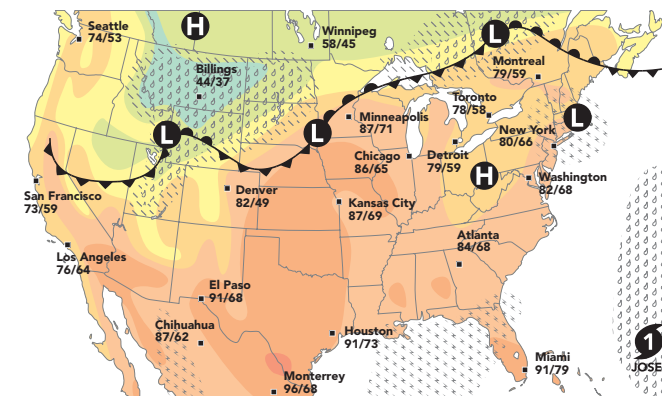


	Sunrise	Sunset
Friday	7:18 a.m.	7:45 p.m.
Saturday	7:19 a.m.	7:44 p.m.
Sunday	7:19 a.m.	7:42 p.m.
Monday	7:20 a.m.	7:40 p.m.
Tuesday	7:21 a.m.	7:39 p.m.
Wednesday	7:22 a.m.	7:37 p.m.
Thursday	7:23 a.m.	7:35 p.m.

Forecasts and graphics provided by **AccuWeather, Inc.** ©2017

Shown are today's noon positions of weather systems and precipitation. Temperature bands are highs for the day.

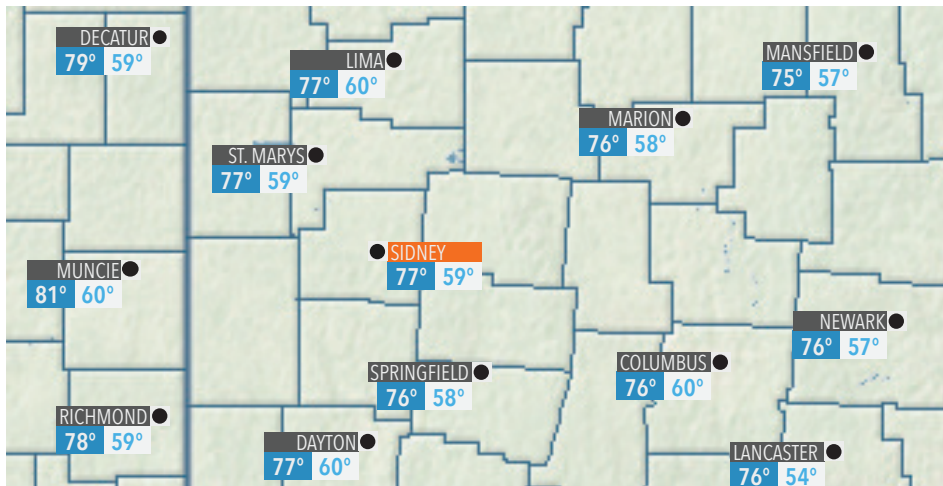
NATIONAL FORECAST



○ -10s	● 50s
○ -0s	● 60s
○ 0s	● 70s
○ 10s	● 80s
○ 20s	● 90s
○ 30s	● 100s
○ 40s	● 110s

Shows	T-storms	Rain
Flurries	Snow	Ice
Cold front	Warm front	Stationary front

REGIONAL FORECAST



City	Friday			Saturday		
	Hi	Lo	W	Hi	Lo	W
Akron	77	59	☁	81	58	☁
Alliance	76	60	☁	80	61	☁
Ashtabula	75	57	☁	78	58	☁
Athens	75	57	☁	81	58	☁
Bellefontaine	76	58	☁	80	59	☁
Bowling Green	79	59	☁	81	60	☁
Cambridge	76	59	☁	81	59	☁
Chillicothe	77	59	☁	81	61	☁
Cincinnati	78	61	☁	82	60	☁
Cleveland	80	60	☁	81	61	☁
Columbus	76	60	☁	81	61	☁
Coshocton	76	59	☁	81	60	☁
Defiance	79	59	☁	82	59	☁
Findlay	80	61	☁	81	60	☁
Fostoria	78	60	☁	81	60	☁

City	Friday			Saturday		
	Hi	Lo	W	Hi	Lo	W
Gallipolis	77	60	☁	82	60	☁
Lancaster	76	54	☁	80	56	☁
Lima	77	60	☁	81	60	☁
Mansfield	75	57	☁	79	58	☁
Marietta	75	59	☁	81	61	☁
Marion	76	58	☁	80	58	☁
Mount Vernon	76	58	☁	80	60	☁
New Philadelphia	77	58	☁	81	59	☁
Newark	76	57	☁	81	59	☁
Portsmouth	77	60	☁	82	60	☁
Sandusky	75	61	☁	77	62	☁
Toledo	79	57	☁	80	57	☁
Troy	77	61	☁	81	61	☁
Xenia	77	60	☁	81	60	☁
Youngstown	77	57	☁	80	56	☁

NATIONAL FORECAST

City	Friday			Saturday		
	Hi	Lo	W	Hi	Lo	W
Atlanta	84	68	☁	84	66	☁
Boston	77	64	☁	77	63	☁
Chicago	86	65	☁	87	68	☁
Dallas	94	74	☁	93	75	☁
Denver	82	49	☁	72	51	☁
Houston	91	73	☁	91	74	☁
Los Angeles	76	64	☁	76	64	☁
Miami	91	79	☁	91	76	☁

City	Friday			Saturday		
	Hi	Lo	W	Hi	Lo	W
Minneapolis	87	71	☁	85	57	☁
New York City	80	66	☁	79	66	☁
Philadelphia	84	68	☁	82	67	☁
Phoenix	97	75	☁	97	74	☁
St. Louis	90	68	☁	89	69	☁
San Francisco	73	59	☁	76	59	☁
Seattle	74	53	☁	76	54	☁
Washington, DC	82	68	☁	84	68	☁