

# 5-Day Forecast for Sidney



Thursday	Friday	Saturday	Sunday	Monday
75° 54°	78° 66°	80° 55°	74° 57°	79° 63°
A morning shower; clearing, not as warm	Rather cloudy with a t-storm in the area	Breezy and warm with clouds and sun	A morning thunderstorm; otherwise, cloudy	Pleasantly warm with abundant sunshine

## ALMANAC

Sidney data is 7 a.m. Tuesday to 7 a.m. Wednesday

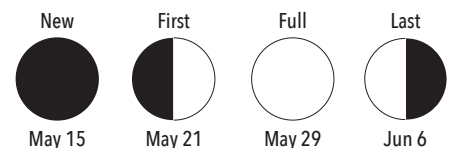
Temperature	
Tuesday high/low	78°/41°
Normal high/low	70°/45°
Record high	87° in 2015
Record low	31° in 1989

Precipitation	
Tuesday	0.00"
Month to date (normal)	0.39" (1.04")
Year to date (normal)	16.03" (12.17")

Source: The Sidney Wastewater Treatment Plant, official weather reporting station for Shelby County. For current daytime conditions, low/high temperatures, go to [AccuWeather.com](http://AccuWeather.com).

UV INDEX	
Shows the highest value of the day.	
Thursday	4, Moderate

## SUN AND MOON

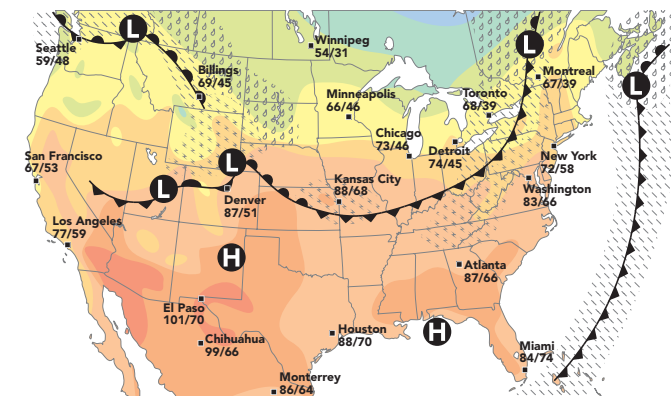


	Sunrise	Sunset
Thursday	6:26 a.m.	8:41 p.m.
Friday	6:25 a.m.	8:42 p.m.
Saturday	6:24 a.m.	8:43 p.m.
Sunday	6:23 a.m.	8:44 p.m.
Monday	6:22 a.m.	8:45 p.m.
Tuesday	6:21 a.m.	8:46 p.m.
Wednesday	6:20 a.m.	8:47 p.m.

Forecasts and graphics provided by **AccuWeather, Inc.** ©2018

Shown are today's noon positions of weather systems and precipitation. Temperature bands are highs for the day.

## NATIONAL FORECAST

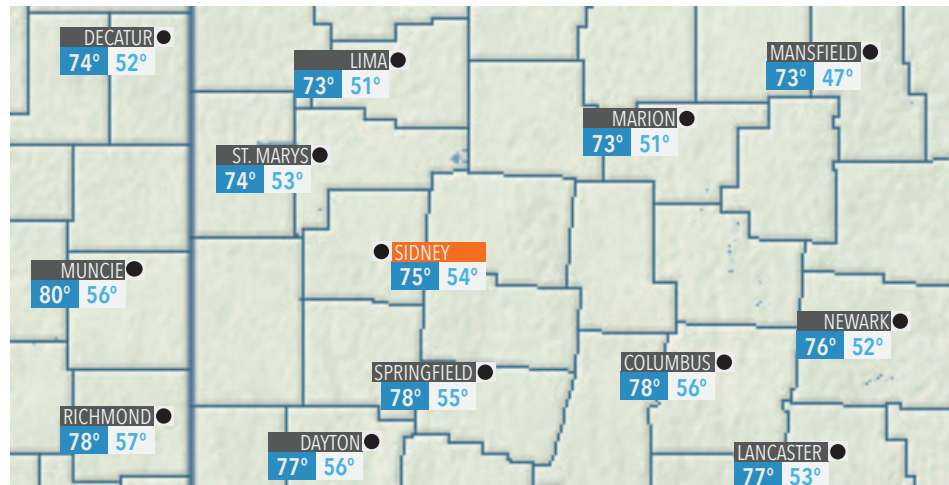


○ -10s	● 50s
○ -0s	● 60s
○ 0s	● 70s
○ 10s	● 80s
○ 20s	● 90s
○ 30s	● 100s
○ 40s	● 110s

Flurries	Snow	Ice
Cold front	Warm front	Stationary front

## REGIONAL FORECAST



City	Thursday			Friday		
	Hi	Lo	W	Hi	Lo	W
Akron	74	48	☁	71	63	☁
Alliance	73	47	☁	68	62	☁
Ashtabula	68	38	☁	57	51	☁
Athens	80	54	☁	81	65	☁
Bellefontaine	74	53	☁	77	66	☁
Bowling Green	74	48	☁	63	53	☁
Cambridge	77	53	☁	77	66	☁
Chillicothe	79	55	☁	82	66	☁
Cincinnati	80	61	☁	86	70	☁
Cleveland	73	46	☁	63	54	☁
Columbus	78	56	☁	82	70	☁
Coshocton	76	52	☁	75	65	☁
Defiance	72	49	☁	66	55	☁
Findlay	75	49	☁	71	58	☁
Fostoria	74	49	☁	67	57	☁

City	Thursday			Friday		
	Hi	Lo	W	Hi	Lo	W
Gallipolis	82	56	☁	84	65	☁
Lancaster	77	53	☁	81	67	☁
Lima	73	51	☁	76	65	☁
Mansfield	73	47	☁	72	61	☁
Marietta	80	55	☁	80	66	☁
Marion	73	51	☁	75	65	☁
Mount Vernon	74	51	☁	75	65	☁
New Philadelphia	76	50	☁	72	65	☁
Newark	76	52	☁	78	66	☁
Portsmouth	82	58	☁	85	66	☁
Sandusky	68	47	☁	58	53	☁
Toledo	74	46	☁	60	49	☁
Troy	77	55	☁	81	68	☁
Xenia	77	56	☁	82	67	☁
Youngstown	72	43	☁	66	58	☁

## NATIONAL FORECAST

City	Thursday			Friday		
	Hi	Lo	W	Hi	Lo	W
Atlanta	87	66	☁	89	69	☁
Boston	67	52	☁	64	51	☁
Chicago	73	46	☁	61	48	☁
Dallas	87	68	☁	90	70	☁
Denver	87	51	☁	78	50	☁
Houston	88	70	☁	88	72	☁
Los Angeles	77	59	☁	69	58	☁
Miami	84	74	☁	84	76	☁

City	Thursday			Friday		
	Hi	Lo	W	Hi	Lo	W
Minneapolis	66	46	☁	51	44	☁
New York City	72	58	☁	74	59	☁
Philadelphia	81	60	☁	78	61	☁
Phoenix	105	75	☁	100	71	☁
St. Louis	89	67	☁	91	72	☁
San Francisco	67	53	☁	72	60	☁
Seattle	59	48	☁	65	49	☁
Washington, DC	83	66	☁	83	66	☁