

5-Day Forecast for Sidney



Monday	Tuesday	Wednesday	Thursday	Friday
75° 64°	81° 65°	84° 65°	83° 63°	80° 64°
Sunny intervals with a shower or t-storm	Some sun, then clouds, a t-storm; humid	Mostly cloudy and humid with a few showers	Partly sunny, a t-storm in spots; humid	Clouds and sun with a shower or t-storm


UV INDEX TODAY

The higher the AccuWeather.com UV Index™ number, the greater the need for eye and skin protection. Shown is the highest value of the day.



0-2: Low; 3-5: Moderate; 6-7: High; 8-10: Very high; 11+: Extreme

SUN AND MOON



WEATHER HISTORY

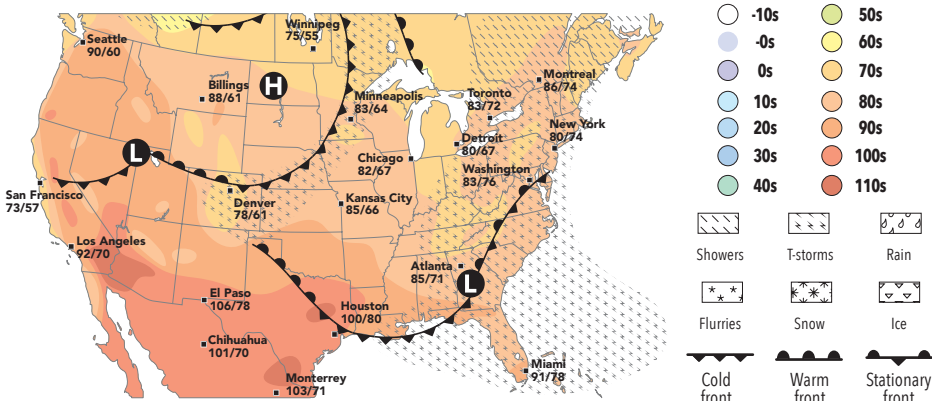
On July 23, 1979, heavy rain pushed the Reedy River out of its banks at Greenville, S.C. Sections of Kansas received more than 5.00 inches of rain. Thunderstorms dumped 2.00 inches of rain on Johnstown, Pa., in just one hour.

	Sunrise	Sunset
Monday	6:26 a.m.	9:00 p.m.
Tuesday	6:27 a.m.	8:59 p.m.
Wednesday	6:28 a.m.	8:58 p.m.
Thursday	6:29 a.m.	8:57 p.m.
Friday	6:30 a.m.	8:56 p.m.
Saturday	6:31 a.m.	8:55 p.m.
Sunday	6:31 a.m.	8:54 p.m.

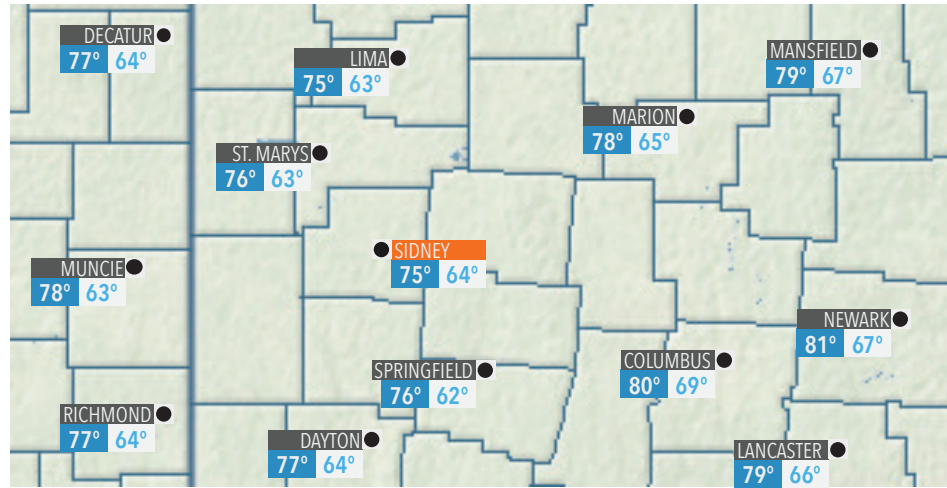
Forecasts and graphics provided by AccuWeather, Inc. ©2018

Shown are today's noon positions of weather systems and precipitation. Temperature bands are highs for the day.

NATIONAL FORECAST



REGIONAL FORECAST



City	Monday			Tuesday		
	Hi	Lo	W	Hi	Lo	W
Akron	84	69		83	69	
Alliance	84	69		83	69	
Ashtabula	83	69		82	68	
Athens	83	67		84	67	
Bellefontaine	75	63		80	65	
Bowling Green	78	65		84	67	
Cambridge	84	68		84	68	
Chillicothe	80	67		84	68	
Cincinnati	78	65		83	68	
Cleveland	82	70		84	69	
Columbus	80	69		83	69	
Coshocton	83	68		83	67	
Defiance	78	64		84	64	
Findlay	78	64		84	67	
Fostoria	78	65		83	67	

City	Monday			Tuesday		
	Hi	Lo	W	Hi	Lo	W
Gallipolis	84	68		85	69	
Lancaster	79	66		81	65	
Lima	75	63		82	65	
Mansfield	79	67		81	66	
Marietta	84	67		84	68	
Marion	78	65		81	66	
Mount Vernon	80	66		82	66	
New Philadelphia	84	67		82	67	
Newark	81	67		83	67	
Portsmouth	83	67		85	68	
Sandusky	77	69		81	70	
Toledo	78	62		86	65	
Troy	77	65		83	66	
Xenia	77	65		82	66	
Youngstown	84	68		83	66	

NATIONAL FORECAST

City	Monday			Tuesday		
	Hi	Lo	W	Hi	Lo	W
Atlanta	85	71		85	71	
Boston	81	73		83	73	
Chicago	82	67		86	68	
Dallas	103	78		99	79	
Denver	78	61		93	61	
Houston	100	80		98	78	
Los Angeles	92	70		96	71	
Miami	91	78		91	77	
Minneapolis	83	64		84	66	
New York City	80	74		84	74	
Philadelphia	82	73		86	74	
Phoenix	114	93		117	93	
St. Louis	86	68		90	69	
San Francisco	73	57		74	59	
Seattle	90	60		89	62	
Washington, DC	83	76		83	75	