

5-Day Forecast for Sidney



Thursday	Friday	Saturday	Sunday	Monday
83° 67°	82° 64°	80° 62°	79° 62°	80° 63°
Mostly sunny	Variably cloudy and humid with a t-storm	Humid with clouds and sun; a p.m. t-storm	Clouds and sun with a t-storm; humid	Clouds and sun with a t-storm; humid

ALMANAC

Sidney data is 7 a.m. Tuesday to 7 a.m. Wednesday

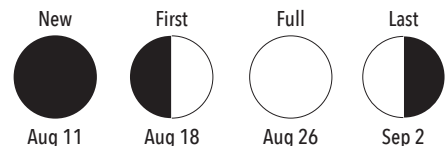
Temperature	
Tuesday high/low	82°/69°
Normal high/low	83°/60°
Record high	92° in 2007
Record low	46° in 1994

Precipitation	
Tuesday	0.40"
Month to date (normal)	0.85" (0.88")
Year to date (normal)	26.00" (24.96")

Source: The Sidney Wastewater Treatment Plant, official weather reporting station for Shelby County. For current daytime conditions, low/high temperatures, go to AccuWeather.com.

UV INDEX	
Thursday	9, Very High

SUN AND MOON

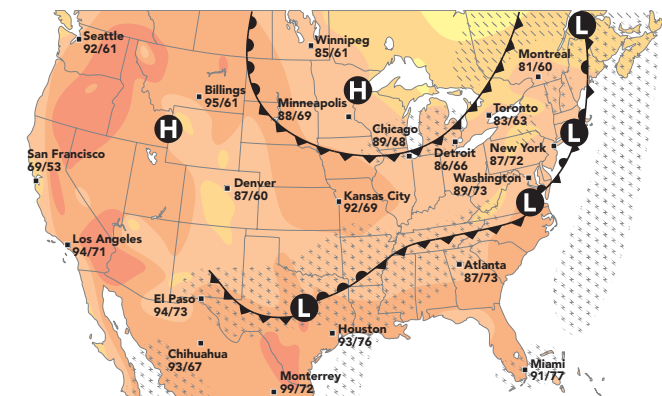


	Sunrise	Sunset
Thursday	6:42 a.m.	8:42 p.m.
Friday	6:43 a.m.	8:41 p.m.
Saturday	6:44 a.m.	8:39 p.m.
Sunday	6:45 a.m.	8:38 p.m.
Monday	6:46 a.m.	8:37 p.m.
Tuesday	6:47 a.m.	8:36 p.m.
Wednesday	6:48 a.m.	8:34 p.m.

Forecasts and graphics provided by **AccuWeather, Inc.** ©2018

Shown are today's noon positions of weather systems and precipitation. Temperature bands are highs for the day.

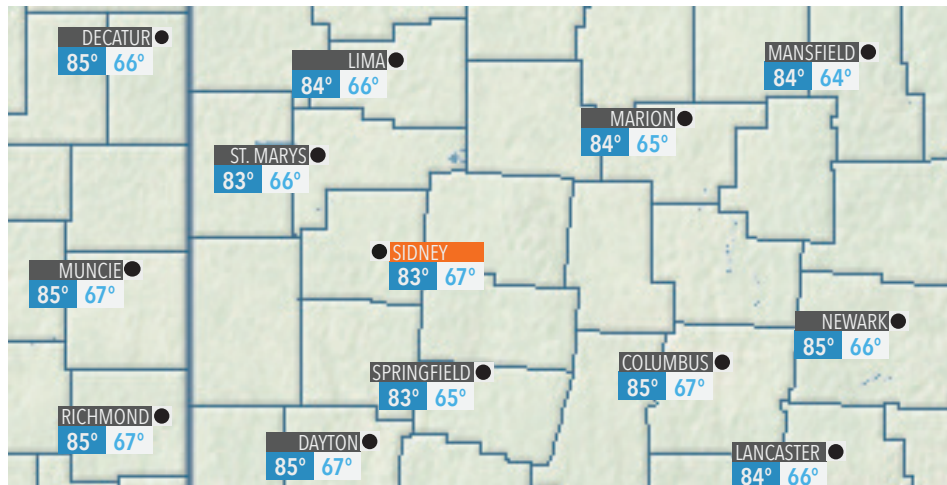
NATIONAL FORECAST



○ -10s	● 50s
○ -0s	● 60s
○ 0s	● 70s
○ 10s	● 80s
○ 20s	● 90s
○ 30s	● 100s
○ 40s	● 110s

Flurries	Snow	Ice
Cold front	Warm front	Stationary front

REGIONAL FORECAST



City	Thursday			Friday		
	Hi	Lo	W	Hi	Lo	W
Akron	87	66	☀️	85	64	☁️
Alliance	85	67	☁️	82	62	☁️
Ashtabula	82	65	☁️	79	58	☁️
Athens	84	66	☀️	83	65	☁️
Bellefontaine	82	66	☀️	81	63	☁️
Bowling Green	86	66	☁️	83	63	☁️
Cambridge	84	67	☀️	83	66	☁️
Chillicothe	85	67	☀️	84	66	☁️
Cincinnati	86	67	☀️	86	67	☁️
Cleveland	85	67	☀️	82	63	☁️
Columbus	85	67	☀️	84	66	☁️
Coshocton	84	66	☀️	83	65	☁️
Defiance	85	65	☁️	83	62	☁️
Findlay	85	66	☀️	83	62	☁️
Fostoria	85	67	☀️	83	64	☁️

City	Thursday			Friday		
	Hi	Lo	W	Hi	Lo	W
Gallipolis	86	67	☁️	86	66	☁️
Lancaster	84	66	☁️	84	64	☁️
Lima	84	66	☀️	82	63	☁️
Mansfield	84	64	☀️	82	61	☁️
Marietta	84	66	☀️	84	66	☁️
Marion	84	65	☀️	82	63	☁️
Mount Vernon	85	66	☀️	83	64	☁️
New Philadelphia	85	67	☀️	83	64	☁️
Newark	85	66	☀️	83	64	☁️
Portsmouth	86	67	☀️	85	67	☁️
Sandusky	84	69	☀️	79	66	☁️
Toledo	87	63	☀️	84	61	☁️
Troy	85	68	☀️	84	66	☁️
Xenia	85	67	☀️	84	66	☁️
Youngstown	84	64	☀️	82	60	☁️

NATIONAL FORECAST

City	Thursday			Friday		
	Hi	Lo	W	Hi	Lo	W
Atlanta	87	73	☁️	88	72	☁️
Boston	86	72	☁️	86	68	☁️
Chicago	89	68	☀️	82	66	☁️
Dallas	91	76	☁️	93	75	☁️
Denver	87	60	☁️	85	59	☁️
Houston	93	76	☁️	92	76	☁️
Los Angeles	94	71	☀️	89	69	☁️
Miami	91	77	☁️	90	77	☁️

City	Thursday			Friday		
	Hi	Lo	W	Hi	Lo	W
Minneapolis	88	69	☀️	88	69	☁️
New York City	87	72	☁️	88	71	☁️
Philadelphia	89	72	☁️	89	72	☁️
Phoenix	101	83	☁️	100	83	☁️
St. Louis	93	70	☁️	92	69	☁️
San Francisco	69	53	☁️	69	53	☁️
Seattle	92	61	☀️	79	60	☁️
Washington, DC	89	73	☁️	90	73	☁️