

5-Day Forecast for Sidney

AccuWeather
Get the new app

| Wednesday | Thursday | Friday | Saturday | Sunday |
|--------------------------------------|---------------------------------------|---------------------------|-----------------------|-----------------------------|
| 77° 53° | 72° 50° | 77° 55° | 82° 62° | 83° 59° |
| | | | | |
| Nice with sunshine and patchy clouds | Partly sunny with a couple of showers | Mostly sunny and pleasant | Mostly sunny and warm | A warm breeze with some sun |

ALMANAC

Sidney data is 7 a.m. Monday to 7 a.m. Tuesday

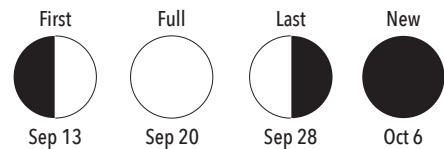
| Temperature | |
|-------------------|---------|
| Friday high/low | 76°/53° |
| Saturday high/low | 79°/59° |
| Sunday high/low | 80°/63° |
| Monday high/low | 81°/58° |

Precipitation

| | |
|------------------------|-----------------|
| Friday | Trace |
| Saturday | 1.35" |
| Sunday | 0.00" |
| Monday | 0.00" |
| Month to date (normal) | 1.37" (0.63") |
| Year to date (normal) | 25.53" (30.19") |

Source: The Sidney Wastewater Treatment Plant, official weather reporting station for Shelby County. For current daytime conditions, low/high temperatures, go to AccuWeather.com.

SUN AND MOON

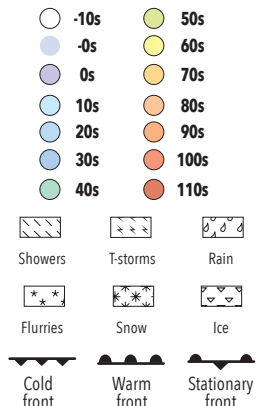
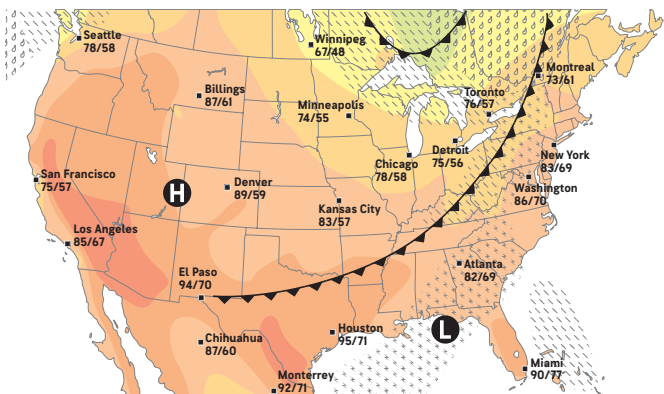


| | Sunrise | Sunset |
|-----------|-----------|-----------|
| Wednesday | 7:11 a.m. | 7:57 p.m. |
| Thursday | 7:12 a.m. | 7:55 p.m. |
| Friday | 7:13 a.m. | 7:54 p.m. |
| Saturday | 7:14 a.m. | 7:52 p.m. |
| Sunday | 7:15 a.m. | 7:50 p.m. |
| Monday | 7:16 a.m. | 7:49 p.m. |
| Tuesday | 7:17 a.m. | 7:47 p.m. |

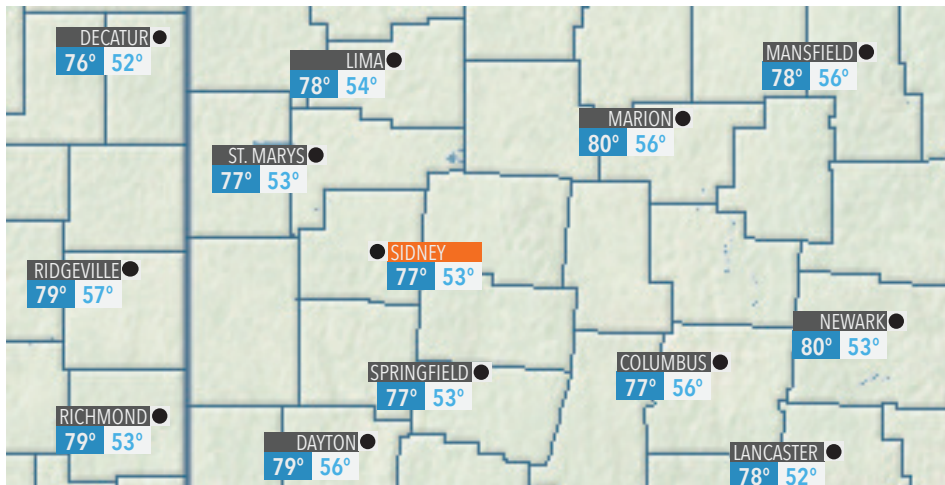
Forecasts and graphics provided by **AccuWeather, Inc.** ©2021

Shown are today's noon positions of weather systems and precipitation. Temperature bands are highs for the day.

NATIONAL FORECAST



REGIONAL FORECAST



| City | Wednesday | | | Thursday | | |
|---------------|-----------|----|---|----------|----|---|
| | Hi | Lo | W | Hi | Lo | W |
| Akron | 77 | 57 | | 72 | 56 | |
| Alliance | 77 | 56 | | 71 | 54 | |
| Ashtabula | 76 | 57 | | 70 | 54 | |
| Athens | 75 | 54 | | 73 | 49 | |
| Bellefontaine | 76 | 52 | | 71 | 49 | |
| Bowling Green | 78 | 54 | | 76 | 51 | |
| Cambridge | 77 | 52 | | 74 | 50 | |
| Chillicothe | 79 | 53 | | 77 | 52 | |
| Cincinnati | 79 | 57 | | 77 | 55 | |
| Cleveland | 77 | 57 | | 70 | 56 | |
| Columbus | 77 | 56 | | 75 | 54 | |
| Coshocton | 77 | 53 | | 72 | 52 | |
| Defiance | 77 | 55 | | 74 | 51 | |
| Findlay | 79 | 55 | | 76 | 53 | |
| Fostoria | 79 | 54 | | 74 | 51 | |

| City | Wednesday | | | Thursday | | |
|------------------|-----------|----|---|----------|----|---|
| | Hi | Lo | W | Hi | Lo | W |
| Gallipolis | 76 | 56 | | 78 | 55 | |
| Lancaster | 78 | 52 | | 75 | 49 | |
| Lima | 78 | 54 | | 74 | 51 | |
| Mansfield | 78 | 56 | | 73 | 53 | |
| Marietta | 75 | 54 | | 73 | 52 | |
| Marion | 80 | 56 | | 76 | 52 | |
| Mount Vernon | 79 | 54 | | 73 | 51 | |
| New Philadelphia | 76 | 54 | | 69 | 51 | |
| Newark | 80 | 53 | | 74 | 50 | |
| Portsmouth | 77 | 55 | | 77 | 54 | |
| Sandusky | 77 | 61 | | 71 | 61 | |
| Toledo | 80 | 55 | | 75 | 52 | |
| Troy | 79 | 54 | | 76 | 53 | |
| Xenia | 79 | 54 | | 75 | 52 | |
| Youngstown | 75 | 54 | | 69 | 53 | |

NATIONAL FORECAST

| City | Wednesday | | | Thursday | | |
|-------------|-----------|----|---|----------|----|---|
| | Hi | Lo | W | Hi | Lo | W |
| Atlanta | 82 | 69 | | 83 | 64 | |
| Boston | 83 | 70 | | 78 | 64 | |
| Chicago | 78 | 58 | | 77 | 58 | |
| Dallas | 92 | 70 | | 92 | 72 | |
| Denver | 89 | 59 | | 97 | 63 | |
| Houston | 95 | 71 | | 96 | 69 | |
| Los Angeles | 85 | 67 | | 91 | 70 | |
| Miami | 90 | 77 | | 90 | 77 | |

| City | Wednesday | | | Thursday | | |
|----------------|-----------|----|---|----------|----|---|
| | Hi | Lo | W | Hi | Lo | W |
| Minneapolis | 74 | 55 | | 74 | 55 | |
| New York City | 83 | 69 | | 78 | 62 | |
| Philadelphia | 85 | 69 | | 80 | 62 | |
| Phoenix | 105 | 85 | | 108 | 85 | |
| St. Louis | 82 | 60 | | 81 | 61 | |
| San Francisco | 75 | 57 | | 75 | 58 | |
| Seattle | 78 | 58 | | 73 | 54 | |
| Washington, DC | 86 | 70 | | 80 | 62 | |